

410 HE Cascade™

Half-Stall, Wash-Down, Vitreous China Urinal







Features

- Top spud, half-stall, wall-mount, wash-down urinal with extended sides
- Complies with ADA requirements for accessibility
- 0.5 or 1.0 Gpf (when using the proper flush valve)
- Integral trap
- The Mansfield® limited lifetime warranty
- Available in White



Model 410HE

Components

Model #	Description	Codes/Standards
410HE	Half-stall, wash-down urinal. Mounting bracket included. Less flushometer.	   



MADE IN USA

410 HE Cascade™

Half-Stall, Wash-Down, Vitreous China Urinal

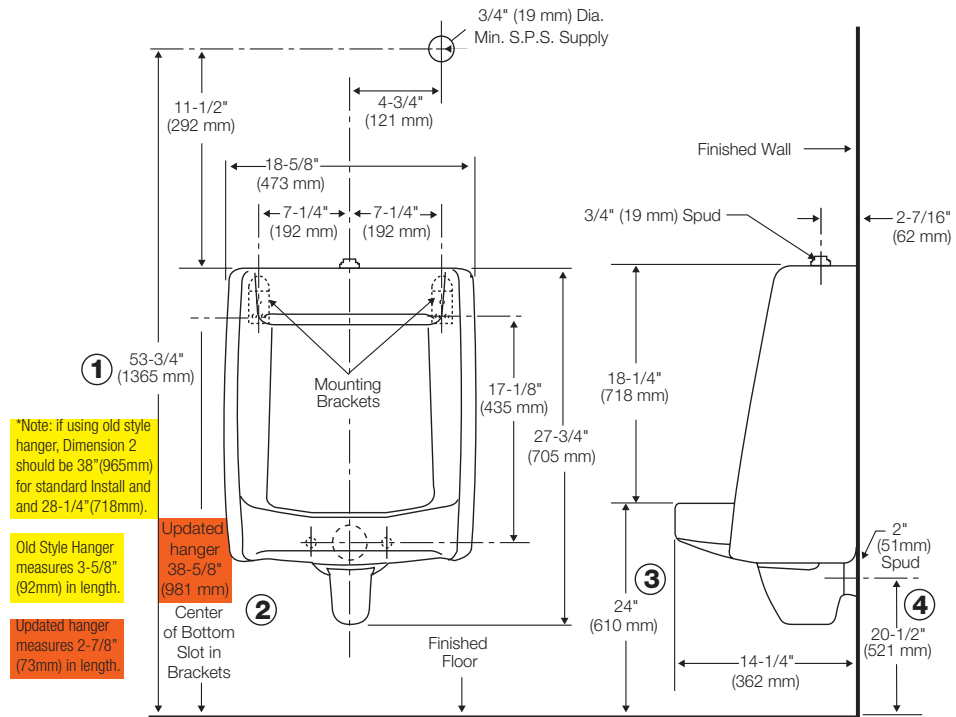


Specifications

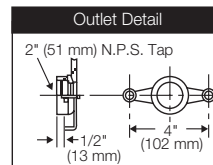
Model #	Description	Codes/Standards
410 HE	Half-Stall, Wash-Down Urinal	

Specification	Description	Specification	Description
Material	Vitreous China	Rough-in	Wall-mount
Inlet	3/4"	Shipping Weight	Model 410 HE - 60 lbs.
Outlet	2"	Warranty	Limited Lifetime
Water Usage	0.5 or 1.0 Gpf		

Technical Information



NOTE: Outlet connection 2" female threads - protrude 1/2" past the urinal.



ADA Installation	
1	44" (1118 mm)
2	28-7/8" (733 mm)
3	14-1/4" (362 mm)
4	10-3/4" (273 mm)

See our complete line of acrylic and vitreous china bathroom fixtures, plastic tank trim and plumbing products.

These dimensions are nominal and subject to change without notice.
 Fixture performance and specifications meet or exceed ASME A112.19.2-2008/CSA B45.1-08 standards, and other state and local codes.



MADE IN USA