



27" (68.6 CM) AND 30" (76.2 CM) ELECTRIC BUILT-IN MICROWAVE/OVEN COMBINATION

PRODUCT MODEL NUMBERS

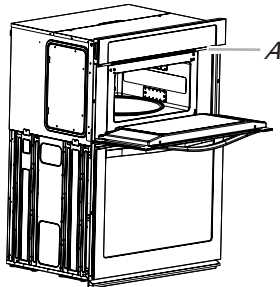
MMW7730D

MMW9730F

ELECTRICAL CONNECTION

To properly install your oven, you must determine the type of electrical connection you will be using and follow the instructions provided for it here.

- Oven must be connected to the proper electrical voltage, amperage, and frequency as specified on the model/serial number rating plate. See the following illustration.



A. Model/serial number plate

- Models rated from 7.3 to 9.6 kW at 240 volts (5.5 to 7.2 kW at 208 volts) require a separate 40-amp circuit. Models rated at 7.2 kW and below at 240 volts (5.4 kW and below at 208 volts) require a separate 30-amp circuit.
- A circuit breaker is recommended.
- If the house has aluminum wiring, follow the procedure below:
 1. Connect a section of solid copper wire to the ends of the flexible conduit leads.
 2. Connect the aluminum wiring to the added section of copper wire using special connectors and/or tools designed and UL listed for joining copper to aluminum.

Follow the electrical connector manufacturer's recommended procedure. Aluminum/copper connection must conform with local codes and industry accepted wiring practices.

For power requirements, refer to the following table.

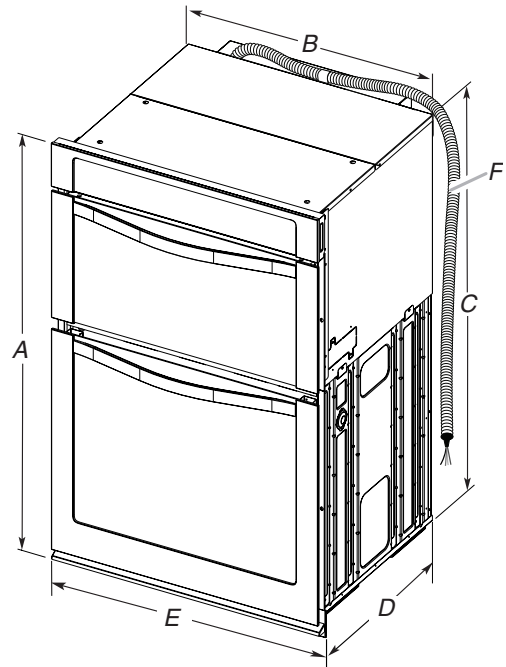
Model	Voltage	Amperage (L1)*	Amperage (L2)*	Rating (kW)
MMW9730	120/240	30	15	7.2
	129/208	28	15	5.9

* L1 includes both the microwave and the oven, and L2 includes only the oven. Amperage values noted above are for information purposes only: The units are rated in watts.

PRODUCT DIMENSIONS

Product Dimensions

27" (68.6 cm) and 30" (76.2 cm) Ovens



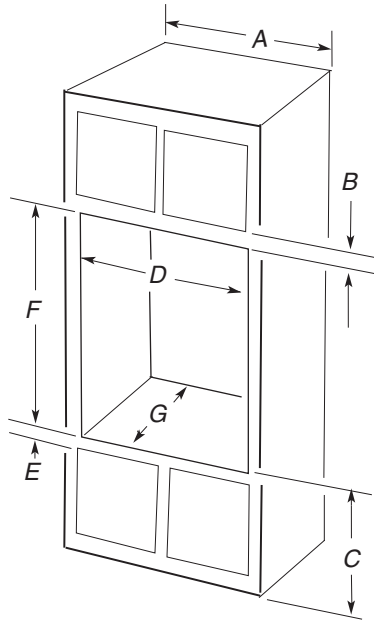
27" (68.6 cm) models

- A. 42⁹/₁₆" (108.0 cm) overall height
- B. 25⁷/₁₆" (64.6 cm) recessed width
- C. 41" (104.1 cm) recessed height
- D. 23¹/₄" (59.1 cm) max. recessed depth
- E. 27" (68.6 cm) overall width
- F. 48" (121.9 cm) Flexible conduit length measured from the conduit clamp located at the rear of the oven. Do not remove the conduit clamp.

30" (76.2 cm) models

- A. 42⁹/₁₆" (108.0 cm) overall height
- B. 28¹/₂" (72.3 cm) recessed width
- C. 41" (104.1 cm) recessed height
- D. 23¹/₄" (59.1 cm) max. recessed depth
- E. 30" (76.2 cm) overall width
- F. 48" (121.9 cm) Flexible conduit length measured from the conduit clamp located at the rear of the oven. Do not remove the conduit clamp.

Cabinet Dimensions
27" (68.6 cm) and 30" (76.2 cm) Ovens



27" (68.6 cm) models

- A. 27" (68.6 cm) min. cabinet width
- B. 1" (2.5 cm) top of cutout to bottom of upper cabinet door
- C. 19¹/₄" (48.9 cm) bottom of cutout to floor is recommended.
4"-19¹/₄" (10.2-48.9 cm) bottom of cutout to floor is acceptable.
- D. 25¹/₂" (64.8 cm) cutout width
- E. 1¹/₂" (3.8 cm) min. bottom of cutout to top of cabinet door
- F. 41⁵/₁₆" (105 cm)* recommended cutout height
- G. 24" (60.7 cm) cutout depth

30" (76.2 cm) models

- A. 30" (76.2 cm) min. cabinet width
- B. 1" (2.5 cm) top of cutout to bottom of upper cabinet door
- C. 19¹/₄" (48.9 cm) bottom of cutout to floor is recommended.
4"-19¹/₄" (10.2-48.9 cm) bottom of cutout to floor is acceptable.
- D. 28¹/₂" (72.4 cm) cutout width
- E. 1¹/₂" (3.8 cm) min. bottom of cutout to top of cabinet door
- F. 41⁵/₁₆" (105 cm)* recommended cutout height
- G. 24" (60.7 cm) cutout depth

* **NOTE:** The cutout height can be between 41" (104.1 cm) and 41¹/₂" (105.6 cm) for microwave/oven combination.