










































LENOX *Gold* RECIPROCATING SAW BLADES (CONTINUED)

	TPI	LENGTH X WIDTH X THICKNESS		5-PACK PROD NO	25-PACK PROD NO	APPLICATION
		IN	MM			
WOOD	6	6 x 7/16 x .050	152 x 11 x 1.3	21063676GRC	—	
	6	6 x 3/4 x .050	152 x 19 x 1.3	21060656GR	21074B656GR	
	6	9 x 3/4 x .050	229 x 19 x 1.3	21062956GR	21076B956GR	
	6	12 x 3/4 x .050	305 x 19 x 1.3	21061156GR	21075B156GR	
METAL	10	6 x 3/4 x .035	152 x 19 x .9	21064610GR	21078B610GR	
	10	8 x 3/4 x .050	203 x 19 x 1.3	21065810GR	21079B810GR	
	14	4 x 3/4 x .035	102 x 19 x .9	21066414GR	21080B414GR	
	14	6 x 3/4 x .035	152 x 19 x .9	21067614GR	21081B614GR	
	18	4 x 3/4 x .035	102 x 19 x .9	21068418GR	21082B418GR	
	18	6 x 3/4 x .035	152 x 19 x .9	21069618GR	21083B618GR	
	18	8 x 3/4 x .035	203 x 19 x .9	21070818GR	21084B818GR	
	24	4 x 3/4 x .035	102 x 19 x .9	21071424GR	—	
	24	6 x 3/4 x .035	152 x 19 x .9	21072624GR	21086B624GR	
	24	8 x 3/4 x .035	203 x 19 x .9	21073824GR	21087B824GR	
DEMOLITION	6	6 x 1 x .062	152 x 22 x 1.6	210886066GR	21220B6066GR	
	6	9 x 1 x .062	229 x 22 x 1.6	21090966GR	21222B966GR	
	6	12 x 1 x .062	305 x 22 x 1.6	21091106GR	21223B106GR	
	10	9 x 1 x .062	229 x 22 x 1.6	21089960GR	21221B960GR	
EXTREME METAL CUTTING	8	6 x 1 x .042	152 x 25 x 1.07	210926108GR	—	
	8	9 x 1 x .042	229 x 25 x 1.07	210969108GR	—	
	10	6 x 1 x .042	152 x 25 x 1.07	210936110GR	21225B6110GR	
	10	9 x 1 x .042	229 x 25 x 1.07	210979110GR	21229B9110GR	
	10	12 x 1 x .042	305 x 25 x 1.07	2110012110GR	21237B12110GR	
	14	6 x 1 x .042	152 x 25 x 1.07	210946114GR	21226B6114GR	
	14	9 x 1 x .042	229 x 25 x 1.07	210989114GR	21235B9114GR	
	14	12 x 1 x .042	305 x 25 x 1.07	2110112114GR	21238B12114GR	
	18	6 x 1 x .042	152 x 25 x 1.07	210956118GR	21227B6118GR	
	18	9 x 1 x .042	229 x 25 x 1.07	210999118GR	21236B9118GR	
18	12 x 1 x .042	305 x 25 x 1.07	2110212118GR	21239B12118GR		

ICON REFERENCE CHART

WOOD	NAIL-EMBEDDED WOOD	CONTOUR WOOD	PLASTIC	THICK METAL	MEDIUM METAL	THIN METAL	NON-FEROUS METAL
							
DEMOLITION	FIRE & RESCUE	PLASTER & DRYWALL	CAST IRON	CEMENT BOARD	TILE	ABRASIVES	NATURAL STONE
							



PLUNGE CUTTING WOOD BLADE

Patent pending plunge cutting tooth design prevents blade from walking to deliver faster, easier plunge cuts



BI-METAL RECIPROCATING SAW BLADES

Long Lasting, Fast Cutting and Versatile

LONGER BLADE LIFE AND VERSATILITY

T2 technology's patented tooth design delivers longer blade life and enables faster cutting in the widest array of cutting applications

MINIMIZE FRICTION AND HEAT BUILD UP

Engineered for performance this blade can handle the widest variety of metal materials providing an optimized cutting experience



TPI	LENGTH X WIDTH X THICKNESS		1-PACK PROD NO	5-PACK PROD NO	25-PACK PROD NO	50-PACK PROD NO	APPLICATION
	IN	MM					
4	6 x 3/4 x .050	152 x 19 x 1.3	20574S634R	20575634R	—	—	
6	4 x 3/4 x .050	102 x 19 x 1.3	—	20449456RP	—	—	
6	6 x 3/4 x .050	152 x 19 x 1.3	20571S636RP	20570636RP	20497B636RP	—	
6	6 x 3/4 x .035	152 x 19 x .9	20559S606R	20560606R	20492B606R	—	
6	6 x 7/16 x .050	152 x 11 x 1.3	20557S676RC	20556676RC	—	—	
6	6 x 3/4 x .050	152 x 19 x 1.3	20573S656R	20572656R	20530B656R	227500SB656R	
6	9 x 3/4 x .050	229 x 19 x 1.3	20587S956R	20582956R	20558B956R	227520SB956R	
6	12 x 3/4 x .050	305 x 19 x 1.3	20586S156R	20585156R	20495B156R	227550SB156R	
10	6 x 3/4 x .035	152 x 19 x .9	20561S610R	20562610R	20493B610R	227610SB610R	
10	8 x 3/4 x .050	203 x 19 x 1.3	20581S810R	20580810R	20590B810R	227530SB810R	
10/14	6 x 3/4 x .050	152 x 19 x 1.3	20592650R*	20374650R5	20515B650R	—	
10/14	8 x 3/4 x .050	203 x 19 x 1.3	—	20577850R	20535B850R	—	
10/14	12 x 3/4 x .050	305 x 19 x 1.3	20584S110R	20583110R	20491B110R	227580SB110R	
10/14	6 x 3/4 x .035	152 x 19 x .9	—	12129635R	—	—	
10/14	8 x 3/4 x .035	203 x 19 x .9	—	12130835R	—	—	


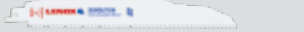
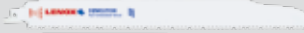






































* This item is a 2-pack



RECIPROCATING SAW BLADES CROSS REFERENCE CHART

	TPI	LENGTH		DESC	SHAPE	BOSCH® / BOSCH EDGE	DEWALT®	MILWAUKEE®/ MILWAUKEE ICE	MK MORSE®
		IN	MM						
LENOX Gold®	6	6	152	676GRC					
	6	6	152	656GR					
	6	6	152	6066GR					
	6	9	229	956GR					
	6	9	229	966GR					
	6	12	305	156GR					
	6	12	305	106GR					
	8	6	152	6108GR					
	8	9	229	9108GR					
	10	6	152	610GR					
	10	6	152	6110GR					
	10	8	203	810GR					
	10	9	229	9110GR					
	10	12	305	12110GR					
	14	4	102	414GR					
	14	6	152	614GR					
	14	6	152	6114GR					
	14	9	229	9114GR					
	14	12	305	12114GR					
	18	4	102	418GR					
	18	6	152	618GR					
	18	6	152	6118GR					
	18	8	203	818GR					
	18	9	229	9118GR					
18	12	305	12118GR						
24	4	102	424GR						
24	6	152	624GR						
24	8	203	824GR						
LENOX DIAMOND™	Grit	9	225	800DTDG					—
	Grit	11	275	100DTDG					—
LAZER®	8	6	152	6108R		RSM6X2, RSM7X2 RESM6X2	—	5700, 5701	—
	8	9	229	9108R		RSM9X2, RESM9X2	—	5705, 5706	—
	8	12	305	12108R		RSM12X2	—	5710, 5711	—
	10	6	152	6110R		S123XF, RPRM6, SAPP6, RESM6X2	—	5712, 4712	RB66210, RBFR66210W, RBMC64210
	10	9	229	9110R		RESM9X2	—	5713, 4713	RB1010, RBMC95010
	10	12	305	12110R		RAP1210	—	5714	RB1210, RB126210, RBFR126210W, RBMC125010
	14	6	152	6114R		RCM6X2, RECM6X2	DWA4186	5782, 4782	RBFR6214W, RBMC64214
	14	9	229	9114R		RCM9X2, RECM9X2	DWA4188	5787, 5795, 4788	RBFR96214W, RBMC95014
	14	12	305	12114R		RCM12X2	DWA4112	5794	RB1214, RBFR126214W, RBMC125014, RBU10514
	18	6	152	6118R		RCTM6X2, RECM6X2	—	5784, 4784	RB65018, RBMC64218
	18	9	229	9118R		RECM9X2	—	5788, 5798, 4788	RBMC95018
	18	12	305	12118R		—	—	5789	RBMC125018



	TPI	LENGTH		DESC	SHAPE	BOSCH® / BOSCH EDGE	DEWALT®	MILWAUKEE®/ MILWAUKEE ICE	MK MORSE®
		IN	MM						
DEMOLITION	6	6	152	6066R		RDN6V	DW4862	5021, 5701	RB66206C
	6	9	229	966R		RDN9V	DW4863	5026	RB96206
	6	12	305	106R		RDN12V	DW4806, DW4806B, DW4845, DW4877	5027	RB126206
	10	9	229	960R		REDM6X2, REDM9X2	—	—	RB96210, RBFR96210W
STANDARD BI-METAL	4	6	152	634R		S234XF	DW4801	—	RC603
	6	4	102	456RP		—	—	5052	RB606
	6	6	152	636RP		RDW66	—	—	RB606P
	6	6	152	656R		RDN6V, RHN66, RW66, RHN96, RN96, RN126	DW4802, DW4802B, DW4847, DW4848B, DW4876	5031, 5035	RB63506, RB65006, RB65058, RC606
	6	6	152	676RC		—	DW4816	5041	RB65006C
	6	6	152	606R		—	DW4850	5012, 5015	RB606ST, RB658, RC606ST
	6	9	229	956R		RPRW8, RDN9V, RSN9V, RHN96, RW96	DW4803, DW4803B, DW4848	5016, 5036	RB93506, RB95006, RC905, RC906
	6	12	305	156R		RHN126, RW126	DW4804, DW4804B, DW4849	5017, 5037	RB123506, RB125006, RB125058ST, RB125058, RC1206
	10	6	152	610R		RPRAP6, RAP610	DW4806, DW4806B, DW4845, DW4877	4091, 5090, 5091, 5092	RB610, RB65010, RBMC610, RC610
	10	8	203	810R		RPRAP8, RAP810, RAP910	DW4865B	5093, 5175	RB810, RB8501014, RBMC810
	10/14	6	152	635R		—	—	—	—
	10/14	6	152	650R		RD6V, RRD6V, SRD6, RAP6V	DW4864, DW4864B	—	RB61014, RB6501014, RB6501014T
	10/14	8	203	835R		—	—	5193	—
	10/14	8	203	850R		RD9V, RRD9V, SRD9, RAP9V RD12V, RRD12V, SRD12, RFM10V, SHMF10, RAP12V	DW4865	5193	RB81014, RB8501014
	10/14	12	305	110R		—	DW4838	5094, 5194	RB121014, RB12501014, RB12501014ST, RB12501014
	14	3-5/8	92	314RC		—	DW4814	5161, 5162	—
	14	4	102	414R		—	DW4807, DW4807B	5181	RB414, RH414
	14	6	152	614R		RM614	DW4808, DW4808B	5182, 5282, 4182	RB614, RB65014, RBMC614, RH614
	14	8	203	814R		RM914	—	5187, 4187	RB814, RBMC814
	14	9	225	9514R		—	—	—	—
	18	3-5/8	92	318RC		RSM418	—	5163	RB318S, RH318S, RH324S
	18	4	102	418R		RS418	DW4810	5183	RB418, RH318, RH418
	18	6	152	618R		RS618, RM618	DW4811, DW4811B, DW4878	5184, 5284, 4184	RB618, RBMC618, RH618
	18	8	203	818R		RM918	DW4921	5188, 4188	RB814, RB818, RBMC818
	18	12	305	118R		RM1218	—	5189, 4189	RB1018, RB1218, RBMC1218
	24	4	102	424R		S518A, S518AF, S518AF-100, S518EF, S518G	DW4812	5185	RB424, RH424
	24	6	152	624R		RM624	DW4815	5186, 5286, 4186	RB624, RBMC624, RH624
	24	8	203	824R		RM924	—	—	—
LENOX™ DIAMOND™	Grit	8	203	800DRDG		RCB8DG	—	1450	—
CARBIDE GRIT	Grit	6	152	600RG		RCB6G	DW4844	1400, 1410, 1420	RTCG4, RTCG6
	Grit	8	203	800RG		RCB9G	DW4843	1430	RTCG8
	Grit	10	254	100RG		—	—	—	RTCT6065
CARBIDE TIPPED	3	8	203	8535RCT		—	—	—	RTCT6065
	6	6	152	6565RCT		—	—	—	RCFP66
	6	6	152	6563RCT		—	—	—	—
FILEAM GROUND	6	6	152	6W6R		—	—	5015	—
	6	9	229	9W6R		—	—	5016	—