

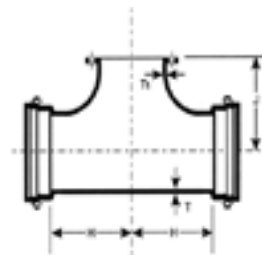
C110 Push On Joint Fittings



Quality – Service – Commitment – Delivered.

Tees (PO x Flange)

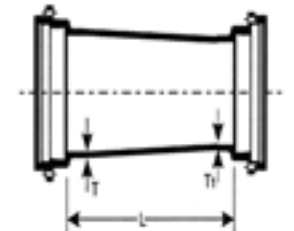
Run	Branch	Item Number		H	J	T	T1	Weight
		CI	DI					
4	4	CPF44	XPF44	6.50	6.50	.52	13	88
6	4	CPF64	XPF64	8.00	8.00	.55	14	136
6	6	CPF66	XPF66	8.00	8.00	.55	14	130
8	4	CPF84	XPF84	9.00	9.00	.60	15	190
8	6	CPF86	XPF86	9.00	9.00	.60	15	186
8	8	CPF88	XPF88	9.00	9.00	.60	15	230
10	4	CPF104	XPF104	11.00	11.00	.68	17	298
10	6	CPF106	XPF106	11.00	11.00	.68	17	310
10	8	CPF108	XPF108	11.00	11.00	.68	17	327
10	10	CPF1010	XPF1010	11.00	11.00	.80	20	332
12	4	CPF124	XPF124	12.00	12.00	.75	19	380
12	6	CPF126	XPF126	12.00	12.00	.75	19	390
12	8	CPF128	XPF128	12.00	12.00	.75	19	412
12	10	CPF1210	XPF1210	12.00	12.00	.87	22	460
12	12	CPF1212	XPF1212	12.00	12.00	.87	22	495
14	6	CPF146	XPF146	14.00	14.00	.66	17	602
14	8	CPF148	XPF148	14.00	14.00	.66	17	618
14	10	CPF1410	XPF1410	14.00	14.00	.66	17	620
14	12	CPF1412	XPF1412	14.00	14.00	.82	21	625
14	14	CPF1414	XPF1414	14.00	14.00	.82	21	784
16	6	CPF166	XPF166	15.00	15.00	.70	18	752
16	8	CPF168	XPF168	15.00	15.00	.70	18	785
16	10	CPF1610	XPF1610	15.00	15.00	.70	18	795
16	12	CPF1612	XPF1612	15.00	15.00	.70	18	830
16	14	CPF1614	XPF1614	15.00	15.00	.89	23	888
16	16	CPF1616	XPF1616	15.00	15.00	.89	23	920
18	6	CPF186	XPF186	13.00	15.50	.75	19	836
18	8	CPF188	XPF188	13.00	15.50	.75	19	840
18	10	CPF1810	XPF1810	13.00	15.50	.75	19	862
18	12	CPF1812	XPF1812	13.00	15.50	.75	19	888
18	14	CPF1814	XPF1814	16.50	16.50	.75	19	1,100
18	16	CPF1816	XPF1816	16.50	16.50	.96	24	1,125
18	18	CPF1818	XPF1818	16.50	16.50	.96	24	1,145
20	6	CPF206	XPF206	14.00	17.00	.80	20	1,020
20	8	CPF208	XPF208	14.00	17.00	.80	20	1,029
20	10	CPF2010	XPF2010	14.00	17.00	.80	20	1,049
20	12	CPF2012	XPF2012	14.00	17.00	.80	20	1,070
20	14	CPF2014	XPF2014	14.00	17.00	.80	20	1,105
20	16	CPF2016	XPF2016	18.00	18.00	.80	20	1,365
20	18	CPF2018	XPF2018	18.00	18.00	1.03	26	1,380
20	20	CPF2020	XPF2020	18.00	18.00	1.03	26	1,440
24	6	CPF246	XPF246	15.00	19.00	.89	23	1,240
24	8	CPF248	XPF248	15.00	19.00	.89	23	1,270
24	10	CPF2410	XPF2410	15.00	19.00	.89	23	1,300
24	12	CPF2412	XPF2412	15.00	19.00	.89	23	1,330
24	14	CPF2414	XPF2414	15.00	19.00	.89	23	1,360
24	16	CPF2416	XPF2416	15.00	19.00	.89	23	1,450
24	18	CPF2418	XPF2418	22.00	22.00	.89	23	1,915
24	20	CPF2420	XPF2420	22.00	22.00	1.16	29	1,950
24	24	CPF2424	XPF2424	22.00	22.00	1.16	29	2,250



CPF/XPF

Reducers

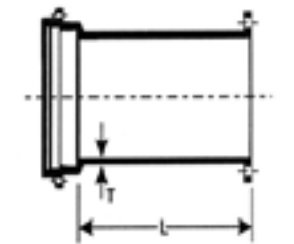
Size	Size	Item No.		L in.	T in.	T1 in.	Approx. Weight
		CI	DI				DI
6	4	CPR64	XPR64	9	.55	.52	60
8	4	CPR84	XPR84	11	.60	.52	80
8	6	CPR86	XPR86	11	.60	.55	105
10	4	CPR104	XPR104	12	.68	.52	105
10	6	CPR106	XPR106	12	.68	.55	138
10	8	CPR108	XPR108	12	.68	.60	153
12	4	CPR124	XPR124	14	.75	.52	135
12	6	CPR126	XPR126	14	.75	.55	165
12	8	CPR128	XPR128	14	.75	.60	184
12	10	CPR1210	XPR1210	14	.75	.68	212
14	6	CPR146	XPR146	16	.66	.55	200
14	8	CPR148	XPR148	16	.66	.60	220
14	10	CPR1410	XPR1410	16	.66	.68	240
14	12	CPR1412	XPR1412	16	.66	.75	270
16	6	CPR166	XPR166	18	.70	.55	287
16	8	CPR168	XPR168	18	.70	.60	260
16	10	CPR1610	XPR1610	18	.70	.68	337
16	12	CPR1612	XPR1612	18	.70	.75	391
16	14	CPR1614	XPR1614	18	.70	.66	370
18	8	CPR188	XPR188	19	.75	.60	310
18	10	CPR1810	XPR1810	19	.75	.68	340
18	12	CPR1812	XPR1812	19	.75	.75	370
18	14	CPR1814	XPR1814	19	.75	.66	420
18	16	CPR1816	XPR1816	19	.75	.70	455
20	10	CPR2010	XPR2010	20	.80	.68	395
20	12	CPR2012	XPR2012	20	.80	.75	425
20	14	CPR2014	XPR2014	20	.80	.66	475
20	16	CPR2016	XPR2016	20	.80	.70	515
20	18	CPR2018	XPR2018	20	.80	.75	560
24	12	CPR2412	XPR2412	24	.89	.75	575
24	14	CPR2414	XPR2414	24	.89	.66	635
24	16	CPR2416	XPR2416	24	.89	.70	675
24	18	CPR2418	XPR2418	24	.89	.75	725
24	20	CPR2420	XPR2420	24	.89	.80	775



CPR/XPR

PO x Flange Adapters

Diameter	Item Number		L	T	Weight
	CI	DI			
4	CPFA4	XPFA4	8.0	.52	45
6	CPFA6	XPFA6	8.0	.55	60
8	CPFA8	XPFA8	8.0	.60	97
10	CPFA10	XPFA10	8.0	.68	128
12	CPFA12	XPFA12	8.0	.75	172
14	CPFA14	XPFA14	8.0	.66	275
16	CPFA16	XPFA16	8.0	.70	292
18	CPFA18	XPFA18	8.0	.75	385
20	CPFA20	XPFA20	8.0	.80	440
24	CPFA24	XPFA24	8.0	.89	700



CPF/XPF

GASKETS for Full Body Cast Iron & Ductile Iron Push-On Fittings

Cap Size	Item No.	Approx Weight
4	PG4	.30
6	PG6	.50
8	PG8	.75
10	PG10	.80
12	PG12	1.00
14	PG14	1.30
16	PG16	1.45
18	PG18	
20	PG20	
24	PG24	

Dimensions in inches
Weights in pounds



Dimensions in inches
Weights in pounds