


14

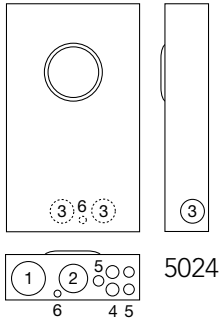
200 AMP
METER MAIN
W/ LOAD CENTER

Meter Main with Load Center


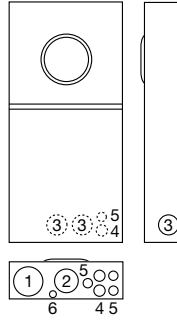
200 Amps | 4 Terminals | Ringless



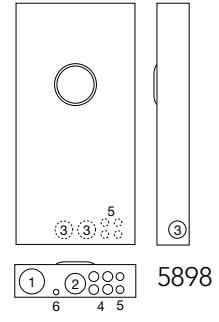
UAP5024-XL



U5168-XTL-200



U5898-O-200



200 Amps | 4 Terminals | Ringless | Meter Main with Load Center

Catalog Number	Terminals	Service	Hub	Circuits	Connectors CU/AL		Dimensions			Knockouts					
					Line	Load	D"	W"	H"	1	2	3	4	5	6
UAP5024-XL	4	OH	C.P.	12	#6-350	CB	4 ⁷ / ₈	15	28 ¹ / ₄	3	2 ¹ / ₂	2	1	1 ¹ / ₂ , ³ / ₄	1 ¹ / ₄ , ¹ / ₂
U5168-XTL-200	4	OH	C.P.	8	#6-350	CB	4 ¹ / ₂	14 ¹ / ₈	32	3	2 ¹ / ₂	2	1	1 ¹ / ₂ , ³ / ₄	1 ¹ / ₄ , ¹ / ₂
U5898-O-200	4	UG	Blank	8	#6-350	#6-350	4 ¹ / ₂	17	34 ¹ / ₂	3	2 ¹ / ₂	2	1	1 ¹ / ₂ , ³ / ₄	1 ¹ / ₄ , ¹ / ₂

Notes

- **Hubs:** For proper hub selection, see the hub suffix chart on the accessories page.
- **Bussing:** Load side bus bars and circuit breaker interior are made from plated copper.
- **Wireway:** Provided with underground pull section wireway with removable cover.
- **Fifth Terminal:** For field-installed fifth terminal, order separately catalog number **K5T**. Available with factory-installed fifth terminal—add suffix **-5T9** for 9 o'clock position.
- **Connectors:** Breaker section has provision for six double pole plug-in type circuit breakers. All circuit breakers will be parallel. To comply with NEC wire bending space requirements, the maximum single breaker amperage is 200 amps restricted to 3/0 copper conductor.
- **Interlock Kit:** The **U5168** and **U5898** is compatible with a generator auxiliary circuit breaker interlock. For large frame **QN** with small frame **Q** order **K5815**; for large frame **QN** with large frame **QN** order **K5820**.



Utility requirements for this equipment may vary. Always consult the serving utility for their requirements before ordering or installing equipment.