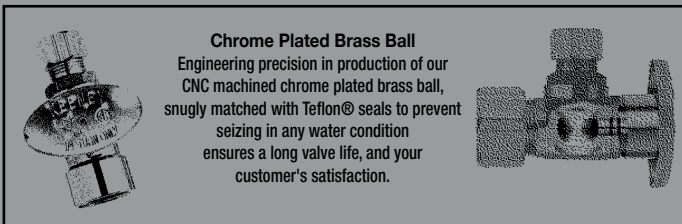



Part Num.	Item Description	Finish / Pkg.	UPC# 046224 +	Ctn Qty	Ctn Wt	Line Art
-----------	------------------	---------------	---------------	---------	--------	----------

QUARTER TURN VALVES - LEAD FREE



- All Keeney Quarter Turn Valves feature:
- Solid Chrome Plated Brass Ball
 - Brass Forged Body
 - All valve bodies and components CNC Machined to our Engineering Tolerances & Specifications
 - Solid Brass Stem
 - Flow Rates 20% higher than ASME 112.18.1M Minimum Standard
 - O-rings designed to be used at working temperatures ranging between -40° and 250°
 - Teflon Seats - melting point of 621° Fahrenheit
 - Valves made from Brass Alloy that complies with NSF61 Section 9
 - 46 different configurations available
 - Color Coded Boxes



LEAD FREE:
The wetted surface of this product contacted by consumable water contains less than one quarter of one percent (0.25%) of lead by weight.

QUARTER TURN PUSH FIT APPLICATION LEAD FREE VALVES

PUSH FIT APPLICATION X COMPRESSION - ANGLE QUARTER TURN VALVES - BOXED

2622PCPOLF	5/8" O.D. X 3/8" O.D.	CHROME	02983 0	24	9.5 lbs.
2623PCPOLF	5/8" O.D. X 1/2" F.I.P.	CHROME	02987 8	12	5.1 lbs.



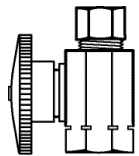
PUSH FIT X COMPRESSION - STRAIGHT QUARTER TURN VALVES - BOXED

2068PCPOLF	5/8" O.D. COMP. X 3/8" O.D.	CHROME	02984 7	24	9.5 lbs.
2070PCPOLF	5/8" O.D. X 1/2" F.I.P.	CHROME	02988 5	12	5.5 lbs.



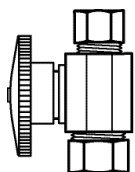
F.I.P. X COMPRESSION APPLICATION - STRAIGHT QUARTER TURN VALVES - BOXED

2055PCLF	3/8" F.I.P. X 3/8" O.D.	CHROME	03312 7	24	12 lbs.
2058PCLF	1/2" F.I.P. X 3/8" O.D.	CHROME	03302 8	24	8.4 lbs.
2060PCLF	1/2" X 7/16" - 1/2" O.D.- SLIP JOINT	CHROME	02898 7	12	9.9 lbs.
2059PCLF	1/2" F.I.P. X 1/2" O.D.	CHROME	03350 9	12	9.5 lbs.



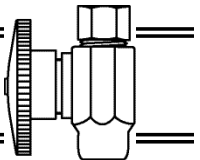
COMPRESSION X COMPRESSION - STRAIGHT QUARTER TURN VALVES - BOXED

2071PCLF	3/8" O.D. COMP. X 3/8" O.D.	CHROME	03309 7	24	8.8 lbs.
2068PCLF	5/8" O.D. COMP. X 3/8" O.D.	CHROME	03301 1	24	9.5 lbs.
2070PCLF	5/8" O.D. X 7/16" - 1/2" O.D.- SLIP JOINT	CHROME	03480 3	12	5.5 lbs.
2069PCLF	5/8" O.D. X 1/2" O.D.	CHROME	03371 4	12	3.9 lbs.
2041PCLF	5/8" O.D. COARSE THREAD X 3/8" O.D.	CHROME	03481 0	12	4.7 lbs.
2042PCLF	5/8" O.D. COARSE THREAD X 7/16" - 1/2" O.D.- SLIP JOINT	CHROME	03482 7	12	4.4 lbs.



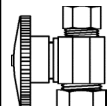
SWEAT X COMPRESSION - STRAIGHT QUARTER TURN VALVE - BOXED

2781PCLF	1/2" COPPER SWEAT X 3/8" O.D.	CHROME	03304 2	24	7.6 lbs.
----------	-------------------------------	--------	---------	----	----------



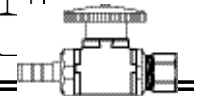
PVC X COMPRESSION - STRAIGHT QUARTER TURN VALVE - BOXED

2881PCLF	1/2" NOM. X 3/8" O.D.	CHROME	03303 5	24	10.6 lbs.
----------	-----------------------	--------	---------	----	-----------



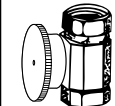
PEX X COMPRESSION - STRAIGHT QUARTER TURN VALVE - BOXED

2883PCLF	1/2" NOM. X 3/8" O.D.	CHROME	03339 4	12	3.8 lbs.
----------	-----------------------	--------	---------	----	----------




F.I.P. X F.I.P. - STRAIGHT QUARTER TURN VALVE - BOXED

2057PCLF	1/2" F.I.P. X 1/2" F.I.P.	CHROME	02895 6	24	8 lbs.
----------	---------------------------	--------	---------	----	--------



REPAIR VALVE - STRAIGHT QUARTER TURN REPAIR VALVE - BOXED

2072PCLF	3/8" COMP. FEMALE SWIVEL X 3/8" O.D.	CHROME	03311 0	24	8 lbs
----------	--------------------------------------	--------	---------	----	-------



Part Num.	Item Description	Finish / Pkg.	UPC# 046224 +	Ctn Qty	Ctn Wt	Line Art
F.I.P. X COMPRESSION - ANGLE QUARTER TURN VALVES - BOXED						
2047PCLF	3/8" F.I.P. X 3/8" O.D.	CHROME	03305 9	24	7.6 lbs.	
2046PCLF	1/2" F.I.P. X 1/4" O.D.	CHROME	03351 6	12	4 lbs.	
2048PCLF	1/2" F.I.P. X 3/8" O.D.	CHROME	03300 4	24	8.4 lbs.	
2051PCLF	1/2" F.I.P. X 7/16" O.D.	CHROME	03373 8	12	4.7 lbs.	
2050PCLF	1/2" F.I.P. X 7/16"-1/2" O.D. - SLIP JOINT	CHROME	02892 5	24	9.9 lbs.	
2049PCLF	1/2" F.I.P. X 1/2" O.D.	CHROME	03293 9	12	4.4 lbs.	
COMPRESSION X COMPRESSION - ANGLE QUARTER TURN VALVES - BOXED						
2626PCLF	5/8" O.D. X 1/4" O.D.	CHROME	03291 5	12	4.4 lbs.	
2622PCLF	5/8" O.D. X 3/8" O.D.	CHROME	03299 1	24	9.5 lbs.	
2623PCLF	5/8" O.D. X 7/16"-1/2" O.D. - SLIP JOINT	CHROME	02902 1	12	5.1 lbs.	
2624PCLF	5/8" O.D. X 1/2" O.D.	CHROME	03294 6	12	4.9 lbs.	
2659PCLF	5/8" O.D. COARSE THREAD X 3/8" O.D.	CHROME	03483 4	24	8.8 lbs.	
2670PCLF	5/8" O.D. COARSE THREAD X 7/16" -1/2" O.D.	CHROME	03484 1	12	4.7 lbs.	
2053PCLF	1/2" O.D. (3/8" NOM. COPPER) X 3/8" O.D.	CHROME	03369 1	12	4.7 lbs.	
SWEAT X COMPRESSION - ANGLE QUARTER TURN VALVE - BOXED						
2780PCLF	1/2" COPPER SWEAT X 3/8" O.D.	CHROME	03306 6	24	7.6 lbs.	
CPVC X COMPRESSION - ANGLE QUARTER TURN VALVE - BOXED						
2880PCLF	1/2" NOM. X 3/8" O.D.	CHROME	03341 7	24	10.2 lbs.	
PEX X COMPRESSION - ANGLE QUARTER TURN VALVE - BOXED						
2882PCLF	1/2" NOM. X 3/8" O.D.	CHROME	03307 3	24	8.4 lbs.	
F.I.P. X F.I.P. - ANGLE QUARTER TURN VALVE - BOXED						
2052PCLF	1/2" F.I.P. X 1/2" F.I.P.	CHROME	03370 7	24	8 lbs.	
SWEAT INLET WITH 5" EXTENSION TUBE - ANGLE QUARTER TURN VALVE - BOXED						
2100PCLF	1/2" NOM. SWEAT W/ 5" EXT. X 3/8" O.D. - DEEP FLANGE	CHROME	03295 3	12	6.9 lbs.	
F.I.P. X COMPRESSION - 3 WAY QUARTER TURN VALVES - BOXED						
2902PCLF	1/2" F.I.P. X 3/8" O.D. X 1/4" O.D.	CHROME	03352 3	12	4.4 lbs.	
2901PCLF	1/2" F.I.P. X 3/8" O.D. X 3/8" O.D.	CHROME	03313 4	24	9.1 lbs.	
2909PCLF	1/2" F.I.P. X 1/2" O.D. X 3/8" O.D.	CHROME	03415 5	12	5.3 lbs.	
COMPRESSION X COMPRESSION - 3 WAY QUARTER TURN VALVES - BOXED						
2904PCLF	5/8" O.D. X 3/8" O.D. X 1/4" O.D.	CHROME	03485 8	12	4.9 lbs.	
2903PCLF	5/8" O.D. X 3/8" O.D. X 3/8" O.D.	CHROME	03308 0	24	8.8 lbs.	
ADD-A-TEE ADAPTERS						
K2037LF	3/8" X 8" X 1/4"	CARD	02959 5	6	1 lbs.	
K2038LF	3/8" X 3/8" X 3/8"	CARD	02958 8	6	2 lbs.	
K2040LF	1/2" SJ X 1/2 SJ X 3/8" COMP.	CARD	02956 4	6	2 lbs.	
K2039LF	1/2" SJ X 1/2" SJ X 1/4"	CARD	02957 1	6	2 lbs.	