



GERBER

VITREOUS CHINA
TOILET
EF-21-310

LAVATORIES

TOILETS

BIDETS / URINALS

CAST IRON



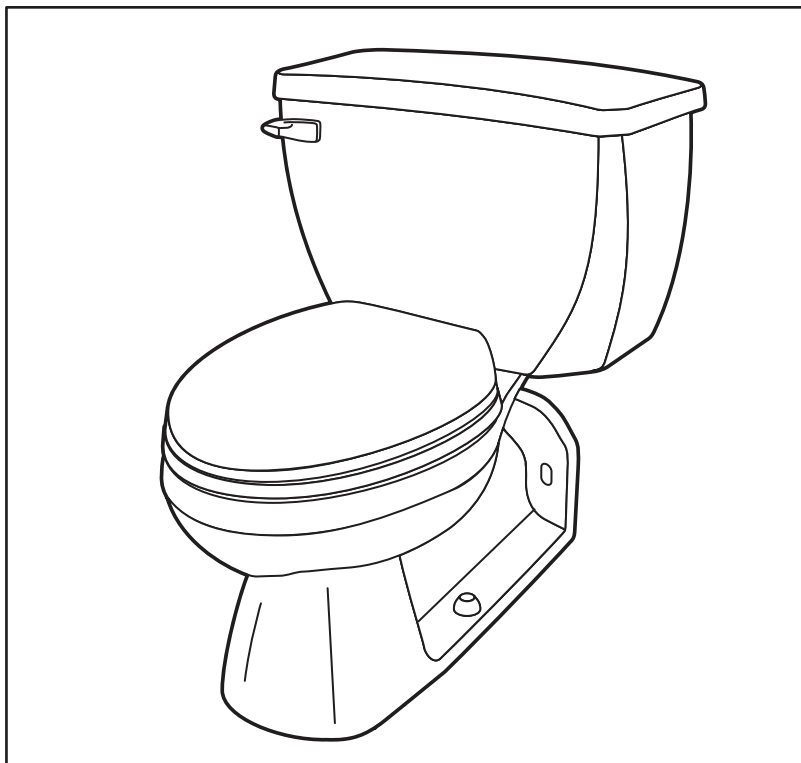
ULTRA FLUSH® 1.1 Pressure-Assist Toilet Elongated, Back Outlet

Features:

- Water Conservation 1.1 gpf (4.0 Lpf)
- Elongated Bowl
- Wall Waste Outlet
- Pressurized Flushing Action
- Close Coupled Flushometer Tank
- Siphon Jet
- Front Tank Lever
- 2 Bolt Caps

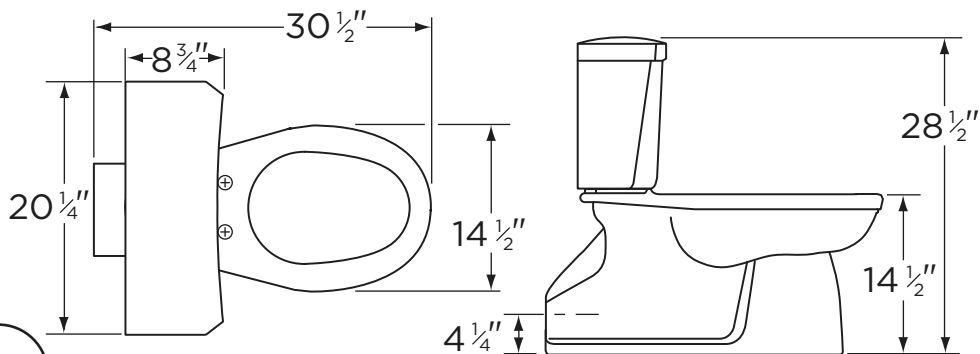
Dimensions:

- Height 28 1/2"
- Width 20 1/4"
- Depth 30 1/2"
- Rough-in (vertical) 4 1/4"
- Water Surface from Rim 4 1/2"
- Trapway (min) 2"
- Water Surface 14" x 10 1/2"
- Water Seal 3"
- Shipping Weight 101 lbs



Specifications: Bowl—#21-374 Elongated
Seat not included

Tank—#EF-28-380



THIS FIXTURE QUALIFIES ACCORDING TO ASME TEST PROCEDURES AS A HIGH EFFICIENCY TOILET (HET) WITH AN AVERAGE CONSUMPTION OF 1.1 GPF OR LESS.

HIGH EFFICIENCY TOILET
HET



www.gerberonline.com

Job Name	
Date	
Model Specified	
Quantity	
Customer	
Contractor	
Architect/engineer	



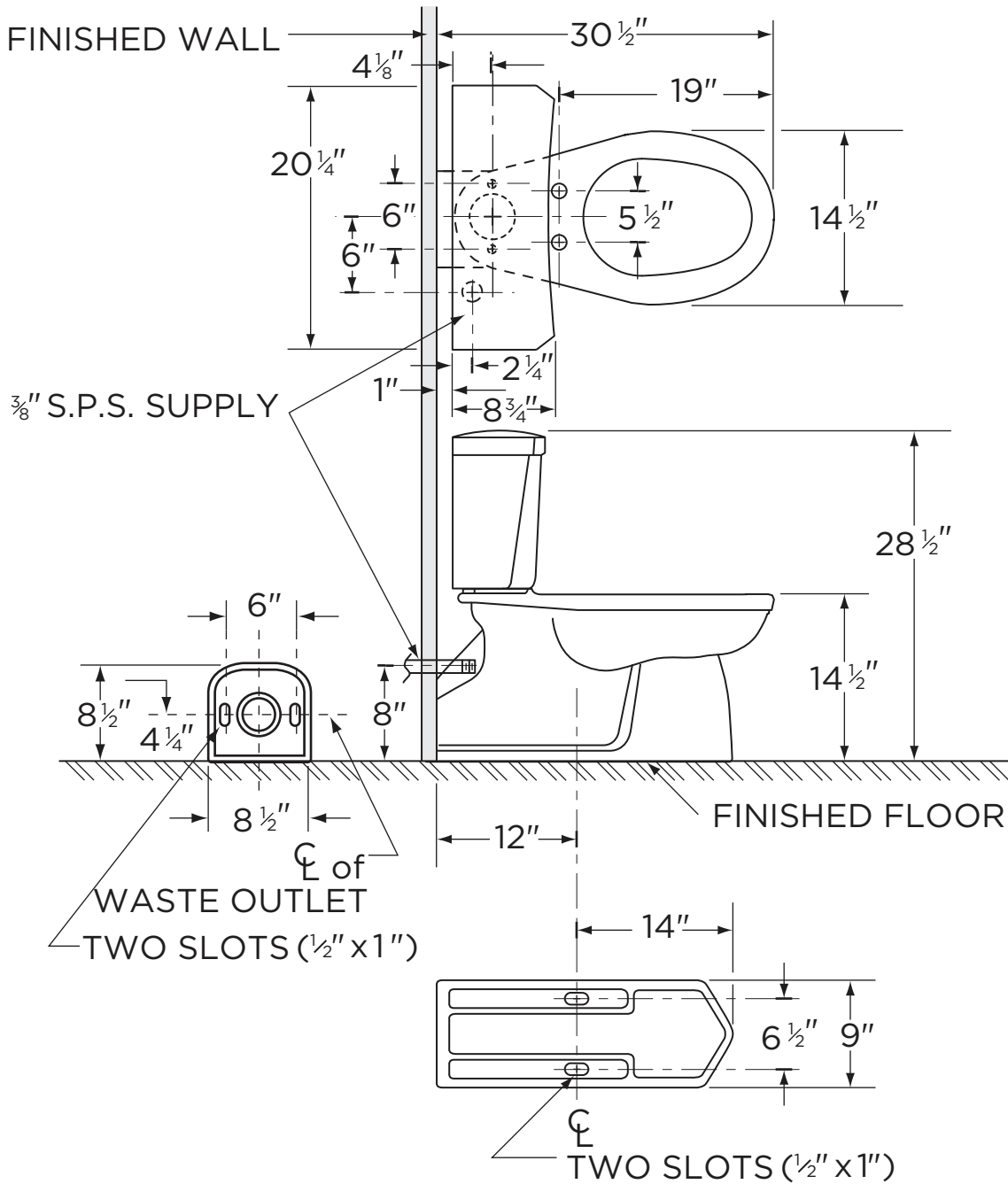
GERBER

1.1 gpf (4.0 Lpf) Ultra Flush® 1.1 Toilet

EF-21-310

Elongated, Back Outlet

(Bowl 21-374 with Tank EF-28-380)



NOTES:

All dimensions are in inches.

Illustrations may not be drawn to scale.

IMPORTANT:

Dimensions of fixtures are nominal and may vary within the range of tolerances established by ASME Standard A 112.19.2.

THIS FIXTURE QUALIFIES ACCORDING TO ASME TEST PROCEDURES AS A HIGH EFFICIENCY TOILET (HET) WITH AN AVERAGE CONSUMPTION OF 1.1 gpf OR LESS.