

Utility Pumps

5 SERIES 1/6 HP Submersible Use



WATER WIZARD®

Applications

- Submersible, water transfer or recirculation, water displays, air conditioners and machine tool coolants

Features

- 1/6 hp shaded pole motor
- Garden hose adapter and removable inlet screen
- Epoxy coated cast aluminum housing
- Nylon volute
- Fluoroelastomer (FKM) shaft seal
- Stainless steel shaft
- Lifetime oil supply

Series Specifications

Capacity: 1200 gph @ 1'
(4542 lph @ 0.3 m)

Electrical: 115 V, 60 Hz
230 V, 60 Hz

Shut Off: 26.3' (8 m)

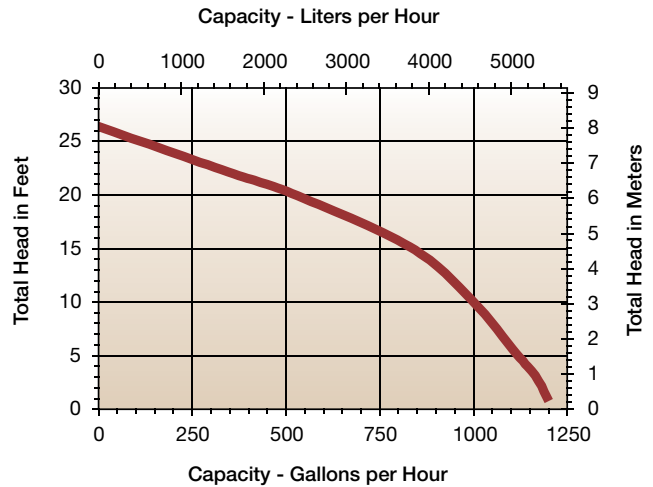
Operation: Manual or Automatic

Liquid Temperature: 120 °F (49 °C)

Discharge: 1" FNPT (25.4 mm)

Impeller: Nylon

Performance Curve



Model Characteristics

Item #	Model	Volts	Cord	Listing	Switch Type	On Level	Off Level
505300	5-ASP	115	10' 3 m	cCSAus	Piggyback Diaphragm	6" - 9" 15.2 cm - 23 cm	1" - 4" 2.5 cm - 10 cm
505350	5-ASP-LL	115	18' 5.5 m	cCSAus	Piggyback Diaphragm	2" - 3" 5 cm - 7.6 cm	0.5" - 1.5" 1.3 cm - 3.8 cm
505400	5-ASP-FS	115	10' 3 m	cCSAus	Integral Float Switch	10" - 12" 24.5 cm - 30.5 cm	2" - 4" 5.1 cm - 10.2 cm
505486	5-MSPR	115	10' 3 m (black pump)	cCSAus	-	-	-
505000	5-MSP	115	10' 3 m	cCSAus	-	-	-
505025	5-MSP	115	25' 7.6 m	cCSAus	-	-	-
505176	5-MSP	115	18' 5.5 m	cCSAus	-	-	-
505202	5-MSP	230	12' 3.6 m (w/o plug)	-	-	-	-

Machine Tool Coolant Tanks

Applications

- Drill presses, tool grinders, tapping machines, cut-off saws, bench mills, lathes

Features

- 5-gallon (18.9 liter) polyethylene tank
- Metal chip collector basket and baffle
- 6' (1.8 m) plastic hose, plastic flex nozzle and brass control valve, plus all adapters and fittings for use with recommended pumps (see chart below)
- Pump not included*



MCT-5P

Model Characteristics

Item #	Model
560040	MCT-5P

Recommended Pumps for MCT-5P (gph at 115 V, 60 Hz)

Item #	Model	For MCT Unit	gph Water Soluble Oil					gph 100 SSU/Cutting Oil					gph 300 SSU/Cutting Oil				
			1'	3'	6'	12'	Shut off	1'	3'	6'	12'	Shut off	1'	3'	6'	12'	Shut off
501020	1-YS	MCT-5P	72	60	36	-	7.4'	24	14	-	-	3.5'	-	-	-	-	-
			273 lph	227 lph	136 lph		2.3 m	91 lph	53 lph			1.0 m					
526003	NK-1	MCT-5P	70	60	40	-	10.2'	24	14	-	-	5.0'	-	-	-	-	-
			265 lph	227 lph	151 lph		3.1 m	91 lph	53 lph			1.5 m					
527003	NK-2	MCT-5P	82	78	64	6	12.2'	35	29	19	-	6.1'	-	-	-	-	-
			310 lph	295 lph	242 lph	23 lph	3.7 m	132 lph	109 lph	72 lph		1.9 m					
503103	3E-12N	MCT-5P	127	123	113	89	22.4'	89	86	79	62	16.8'	70	65	60	47	15.7'
			481 lph	466 lph	428 lph	337 lph	6.9 m	337 lph	326 lph	299 lph	235 lph	5.1 m	265 lph	246 lph	227 lph	178 lph	4.8 m
504103	4E-34N	MCT-5P	134	129	119	100	24.3'	95	89	81	68	18.3'	75	71	64	54	17.5'
			507 lph	488 lph	450 lph	379 lph	7.4 m	360 lph	337 lph	307 lph	257 lph	5.6 m	284 lph	269 lph	242 lph	204 lph	5.3 m
505000	5-MSP	MCT-10	212	208	198	167	26.8'	161	159	154	129	21.4'	127	125	123	102	20.5'
			803 lph	787 lph	750 lph	632 lph	8.2 m	609 lph	602 lph	583 lph	488 lph	6.5 m	481 lph	473 lph	466 lph	386 lph	6.2 m
506271	6-CIM-R	MCT-10	185	178	163	118	18.5'	138	136	127	92	14.7'	108	107	101	73	14.0'
			700 lph	674 lph	617 lph	447 lph	5.6 m	522 lph	515 lph	481 lph	348 lph	4.5 m	409 lph	405 lph	382 lph	276 lph	4.3 m

*NOTE: The MCT-5P unit does not include pump. Pump must be purchased in addition to unit.


Machine Tool Coolant Tanks

Applications

- Drill presses, tool grinders, tapping machines, cut-off saws, bench mills, lathes

Features

- 10-gallon (37.8 liter) metal tank with baffle
- 4' (10.2 cm) neoprene hose with brass fittings, plastic flex nozzle and brass control valve
- Removable chip collector tray and splash deflector, plus all adapters and fittings for use with recommended pumps (see chart below)
- Pump not included*



MCT-10

Model Characteristics














Item #	Model
560300	MCT-10

Recommended Pumps for MCT-10 (gph at 115 V, 60 Hz)

Item #	Model	For MCT Unit	gph Water Soluble Oil					gph 100 SSU/Cutting Oil					gph 300 SSU/Cutting Oil				
			1'	3'	6'	12'	Shut off	1'	3'	6'	12'	Shut off	1'	3'	6'	12'	Shut off
501020	1-YS	MCT-5P	72	60	36	-	7.4'	24	14	-	-	3.5'	-	-	-	-	-
			273 lph	227 lph	136 lph		2.3 m	91 lph	53 lph			1.0 m					
526003	NK-1	MCT-5P	70	60	40	-	10.2'	24	14	-	-	5.0'	-	-	-	-	-
			265 lph	227 lph	151 lph		3.1 m	91 lph	53 lph			1.5 m					
527003	NK-2	MCT-5P	82	78	64	6	12.2'	35	29	19	-	6.1'	-	-	-	-	-
			310 lph	295 lph	242 lph	23 lph	3.7 m	132 lph	109 lph	72 lph		1.9 m					
503103	3E-12N	MCT-5P	127	123	113	89	22.4'	89	86	79	62	16.8'	70	65	60	47	15.7'
			481 lph	466 lph	428 lph	337 lph	6.9 m	337 lph	326 lph	299 lph	235 lph	5.1 m	265 lph	246 lph	227 lph	178 lph	4.8 m
504103	4E-34N	MCT-5P	134	129	119	100	24.3'	95	89	81	68	18.3'	75	71	64	54	17.5'
			507 lph	488 lph	450 lph	379 lph	7.4 m	360 lph	337 lph	307 lph	257 lph	5.6 m	284 lph	269 lph	242 lph	204 lph	5.3 m
505000	5-MSP	MCT-10	212	208	198	167	26.8'	161	159	154	129	21.4'	127	125	123	102	20.5'
			803 lph	787 lph	750 lph	632 lph	8.2 m	609 lph	602 lph	583 lph	488 lph	6.5 m	481 lph	473 lph	466 lph	386 lph	6.2 m
506271	6-CIM-R	MCT-10	185	178	163	118	18.5'	138	136	127	92	14.7'	108	107	101	73	14.0'
			700 lph	674 lph	617 lph	447 lph	5.6 m	522 lph	515 lph	481 lph	348 lph	4.5 m	409 lph	405 lph	382 lph	276 lph	4.3 m

* NOTE: The MCT-10 unit does not include pump. Pump must be purchased in addition to unit.

Utility Pumps

Item #	Model	hp	Performance (gph @ Height in Feet)							Shut Off (ft)	PSI	Volts	Cord (ft)	Weight (lbs)	Dimensions (inches)			List/Cert.
			1'	3'	5'	10'	15'	20'	22'						Height	Length	Width	
555502	360	1/10	360	350	330	300	285	250	-	-	20.9	115	6	4.7	4.5	6.6	4	
555103	360S	1/10	360	350	330	300	285	250	-	-	20.9	115	6	4.7	4.5	6.6	4	
555122	360K	1/10	360	350	330	300	285	250	-	-	20.9	115	6	4.7	4.5	6.6	4	
555507	370	1/10	360	350	330	300	285	250	-	-	20.9	115	6	4.7	4.5	6.6	4	
555602	365	1/10	300	280	270	240	222	202	195	-	20.9	12VDC	12" (Leads)	4.7	4.5	6.6	4	-
555203	365S	1/10	300	280	270	240	222	202	195	-	20.9	12VDC	12" (Leads)	4.7	4.5	6.6	4	-
556501	B-1000	1/2	1200	1160	1125	975	760	485	450	26	11.2	115	6	3.4	4.75	4.5	4.75	
556001	BPLA	-	350	260	210	115	-	-	-	11	4.7	12VDC	56" (Leads)	3.4	2.13	5.5	2.13	-
555101	UPSP-5	1/2	-	-	-	-	-	1152	1080	105	45.4	115	10	17.8	9.15	9.9	5.5	
505300	5-ASP	1/6	1200	1170	1100	1000	840	520	350	26.3	11.4	115	10	9	7.75	7.7	4.31	
505350	5-ASP-LL	1/6	1200	1170	1100	1000	840	520	350	26.3	11.4	115	18	10.25	7.75	7.7	4.31	
505400	5-ASP-FS	1/6	1200	1170	1100	1000	840	520	350	26.3	11.4	115	10	9	8.5	6.12	4.31	
505000	5-MSP	1/6	1200	1170	1100	1000	840	520	350	26.3	11.4	115	10	8.25	7.75	6.12	4.31	
505176	5-MSP	1/6	1200	1170	1100	1000	840	520	350	26.3	11.4	115	10	8.75	7.75	6.12	4.31	
505486	5-MSP (Black)	1/6	1200	1170	1100	1000	840	520	350	26.3	11.4	115	10	9	8.6	6.1	4.4	
505025	5-MSP	1/6	1200	1170	1100	1000	840	520	350	26.3	11.4	115	25	8.8	7.75	6.12	4.31	
505202	5-MSP	1/6	1200	1170	1100	1000	840	520	350	26.3	11.4	115	12	8.25	7.75	6.12	4.31	-