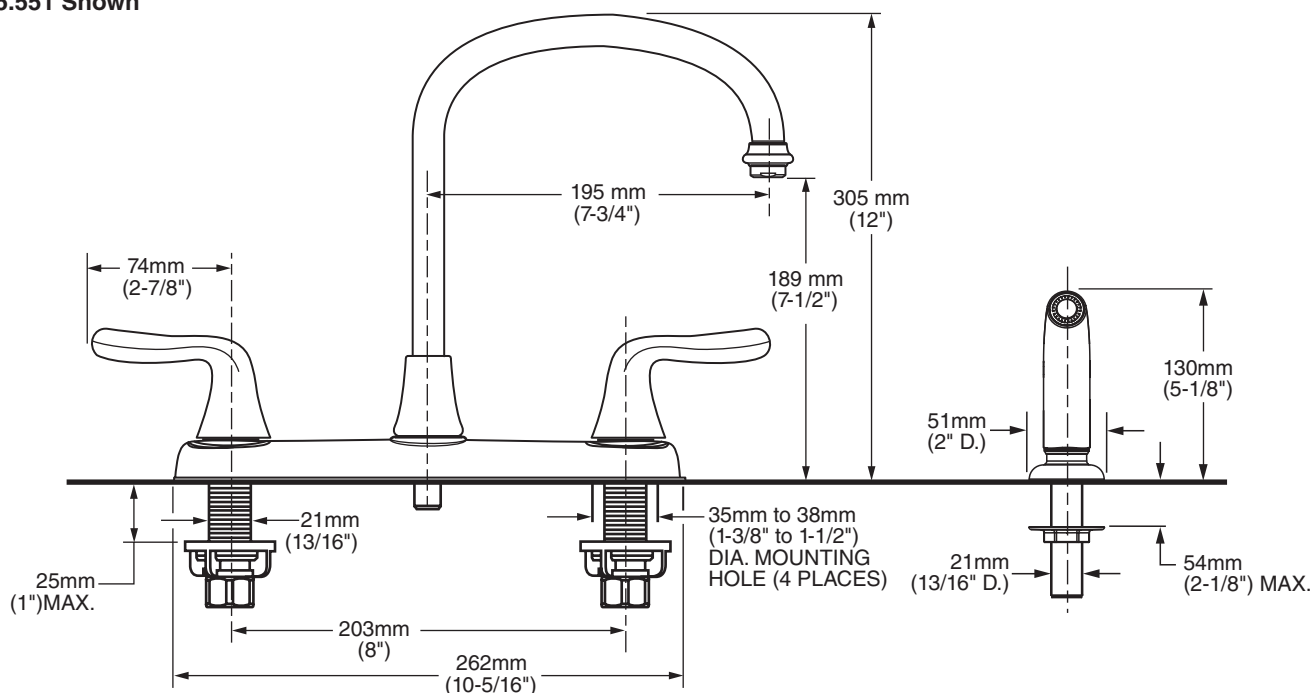


4275.551 Shown

MODEL NUMBER:

- ☐ **4275.550 Kitchen Faucet**
Lever Handles. Less Handspray.
- ☐ **4275.550.F15 Kitchen Faucet**
Same as above. 1.5gpm flow rate.
- ☐ **4275.551 Kitchen Faucet**
Lever Handles. Separate Color-Matched Handspray.
- ☐ **4275.551.F15 Kitchen Faucet**
Same as above. 1.5gpm flow rate.



GENERAL DESCRIPTION:

Durable brass construction. 1/4 turn washerless ceramic disc valve cartridges. Durable cast brass waterway with 1/2" male inlet shanks. Brass gooseneck swivel spout and lever handles. Metal escutcheon plate (escutcheon size 10-5/16"L x 2-3/8"W). 2.2gpm/8.3L/min. maximum flow rate, 1.5gpm/5.7 L/min. maximum flow rate for F15 models.

PRODUCT FEATURES:

Ceramic Disc Valve Cartridges: Assures a lifetime of drip-free performance.

Cast Brass Waterways with "City Shanks": Strong and durable. Integral tabs on casting provide a wobble-free installation.

Lead Free: Faucet contains $\leq 0.25\%$ total lead content by weighted average.

Simple Installation: Fast and easy one person installation. Faucet drops in from top. Quick spin nuts secure faucet in place.

SUGGESTED SPECIFICATION:

Two handle kitchen faucet shall feature brass construction with all brass inlet shanks and coupling nuts. Brass gooseneck swivel spout. Shall also feature 1/4 turn washerless ceramic disc valve cartridges that are reversible for use on either "hot" or "cold" side. Faucet shall be American Standard Model #4275.5____.

COLONY SOFT
TWO-HANDLE KITCHEN FAUCET
WITH BRASS GOOSENECK SPOUT

CODES AND STANDARDS

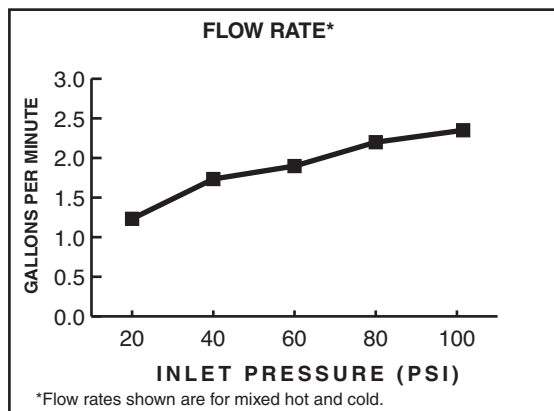
These products meet or exceed the following codes and standards:

ASME A112.18.1

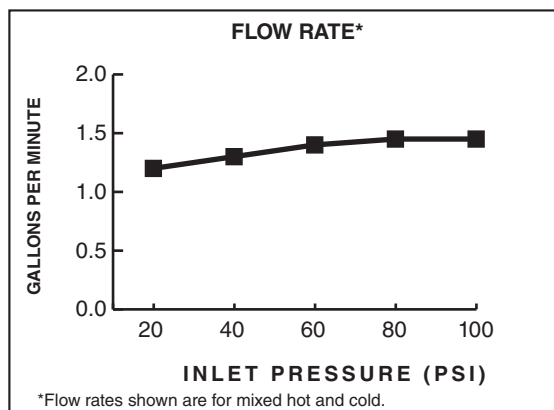
CSA B 125

NSF 61/Section 9 & Annex G

ANSI A117.1




2.2gpm/8.3L/min. FLOW RATE



1.5gpm/5.7 L/min. FLOW RATE

Product Number	Description	Finish Options	
		Polished Chrome	PVD Stainless Steel
		002	075
4275.550	Kitchen faucet. Lever handles. Less Handspray.		
4275.550.F15	Same as above. 1.5gpm/5.7 L/min. flow rate.		
4275.551	Kitchen faucet. Lever handles. Separate Color-Matched Handspray.		
4275.551.F15	Same as above. 1.5gpm/5.7 L/min. flow rate.		

 Meets the American Disabilities Act Guidelines and **ANSI A117.1** Requirements for the physically challenged.