

Ruud EXV Field Wiring and Set up

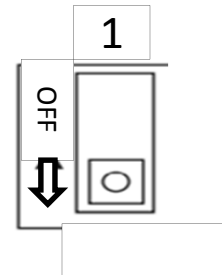

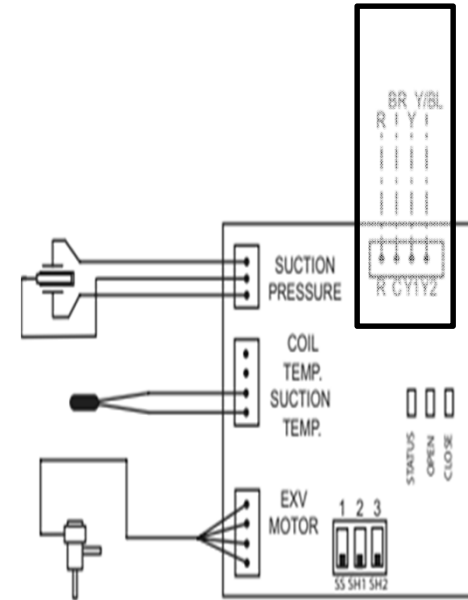
Very Important

**These 4 Wires must be field wired to the furnace control board.

- Red = 24v
- Brown = Common
- Yellow= 1 stage cooling
- Yellow/Blue stripe = 2nd stage cooling

DIP switch 1

Must in the **OFF** position.



Superheat Offset Selection Profile	Superheat Setting (°F)
A	10
B	6
C	8
D	12

Air Handler	Outdoor Unit	Superheat (°F)	DIP Switch Settings	
			2	3
RCF2417SE	RP1724	6	ON	OFF
RCF2421ME	RA1724, RA2024, RP2024	6	ON	OFF
RCF3617SE	RP1736	6	ON	OFF
RCF3621ME	RA1736	8	OFF	ON
RCF6021SE	RA1748 RA2036, RA2048, RA2060 RP2036, RP2048, RP2060	6	ON	OFF
RCF6024ME	RA1660	6	ON	OFF

SUPER HEAT OFFSET DIP SWITCH PROFILES

