

4147-3147 Brentwood®

Elongated Front, SmartHeight™, Vitreous China, Two-Piece Toilet



Features

- Concealed trapway
- 1.6 Gpf / 6.0 Lpf low water consumption
- Elongated front, SmartHeight™ (16-5/8" high bowl)
- Complies with ADA requirements for accessibility
- High performance MagnaFlush™ flushing technology
- 3" flush valve
- Pilot operated anti-siphon fill valve
- Chrome-plated trip lever
- 2" glazed trapway
- The Mansfield® limited lifetime warranty
- Available in White and Standard Colors: Biscuit and Bone





Elongated Front



Model 4147-3147
with concealed trapway
Toilet seat not included

Components

| Model # | Description | Codes/Standards |
|-----------|--|---|
| 4147-3147 | Elongated front, SmartHeight™ two-piece toilet. Less toilet seat and supply. Specify color. |   |
| 4147 | Elongated front, SmartHeight™ toilet bowl only. Specify color. | |
| 3147 | Tank and cover only, with front mount, chrome-plated trip lever. Less supply. Specify color. | |
| SB700 | Elongated, SmartClose™ toilet seat. Specify color. | |



4147-3147

Brentwood®

Elongated Front, SmartHeight™, Vitreous China, Two-Piece Toilet

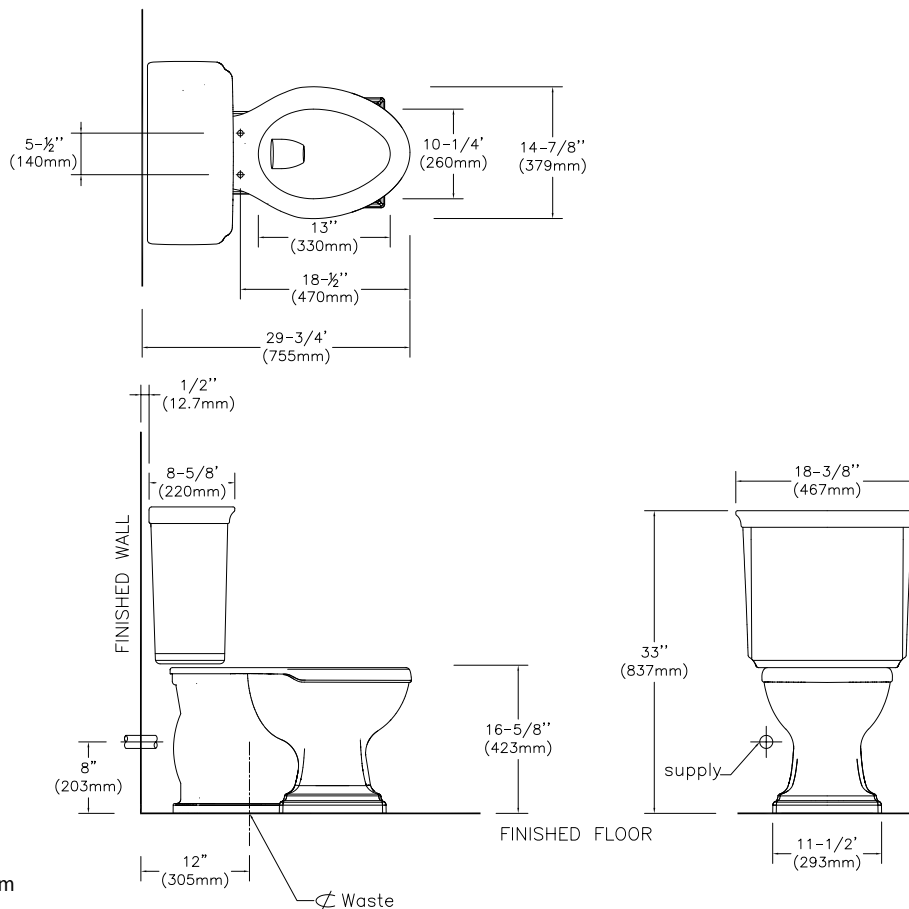


Specifications

| Model # | Description | Codes/Standards |
|-----------|--|---|
| 4147-3147 | Elongated front (1.6 gpf/6.0 lpf) two-piece toilet |   |

| Specification | Description | Specification | Description |
|----------------------|--|-----------------|---|
| Material | Vitreous China | Trap Diameter | 2" |
| Water Pressure Range | 20 to 80 PSI | Trap Seal | 2-1/2" |
| Flush System | 3" flush valve - MagnaFlush™ Flushing Technology | Rough-in | 12" |
| Water Usage | 1.6 gpf / 6.0 lpf | Shipping Weight | Model 4147 - 51.6 lbs. (23.4 kg) |
| Water Surface Area | 7-3/4" X 10" | | Model 3147 - 38.8 lbs. (17.6 kg) |
| MaP Rating | 800 grams | Warranty | Vitreous China - Limited Lifetime Tank Trim - Limited One Year |

Technical Information



See our complete line of acrylic and vitreous china bathroom fixtures, plastic tank trim and plumbing products.

These dimensions are nominal and subject to change without notice.

Fixture performance and specifications meet or exceed ASME A112.19.2-2008/CSA B45.1-08 standards, and other state and local codes.