

For Health Hazard Applications

Job Name _____

Contractor _____

Job Location _____

Approval _____

Engineer _____

Contractor's P.O. No. _____

Approval _____

Representative _____

LEAD FREE*

Series LF8 Hose Connection Vacuum Breakers

Size: 3/4" hose thread

Series LF8 is a line of unique vacuum breakers specially made to permit the attachment of portable hoses to hose thread faucets. Designed to prevent the flow of contaminated water back into the potable water supply, these devices require no plumbing changes and screw directly onto sill cocks. The Series LF8 features Lead Free* construction to comply with Lead Free* installation requirements.

Series LF8 can be used on a wide variety of installations, such as service sinks, swimming pools, photo developing tanks, laundry tubs, wash racks, dairy barns, marinas and general outside gardening uses.

Features

- Copper silicon alloy body (all models except 8P, which is plastic)
- Stainless steel working parts for longevity
- Durable rubber diaphragm and disc for consistent positive seating

Models

LF8A - Furnished with exclusive "Non-Removable" feature and standardly equipped to allow sill cock to be drained.

NOTICE

Device should only be installed on approved sill cocks containing at least four full threads. Non-removable once installed.

LF8 - Similar to the 8A except it is furnished without the "Non-Removable" or draining feature. Secured with Allen head set screw.

LF8B - Furnished with break-away set screw to provide a tamper-resistant installation. Standardly equipped to allow sill cock to be drained.

LFNF8 - Especially made for wall and yard hydrants. Permits manual draining for freezing conditions.

8P - Furnished with exclusive patented "Non-Removable" feature. Standardly equipped to allow sill cock to be drained. Constructed of durable, corrosion-resistant, reinforced thermoplastic. Tamper-proof feature.

LF8AC, LF8C or LF8BC - Same as above but furnished with chrome finish.

LF8FR - With freeze relief feature.



LF8A
Non-Removable Model



LFNF8
Permits Manual Drain



8P
Tamper-Proof Feature



LF8



LF8B



LF8FR

NOTICE

Series LF8 is tested and certified under ANSI A112.1.3 (ASSE 1011), which precludes use under continuous pressure.

This valve should only be used in areas where spillage of water will not cause damage.

Inlet Connection: 3/4" standard female hose thread

Outlet Connection: 3/4" standard male hose thread

Maximum Pressure: 125psi (8.6 bar)

Maximum Temperature: 180°F (82°C)

For backflow preventers for tub and shower hand spray sets, request literature ES-S8.

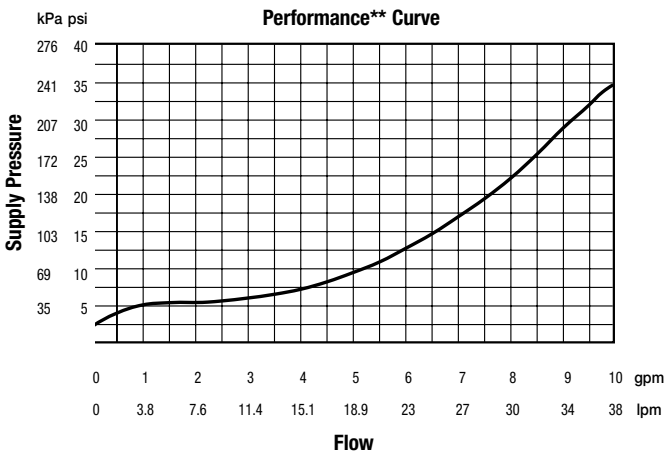
Specifications

A hose connection type anti-siphon vacuum breaker shall be installed where indicated on the plans to prevent the backsiphonage of contaminated water. Lead Free* hose connection vacuum breaker shall be constructed using Lead Free* materials. Lead Free vacuum breaker shall comply with state codes and standards, where applicable, requiring reduced lead content. This device is not to be used under continuous pressure or where there is a possibility that a backpressure condition may develop. This device shall meet the requirements of ANSI A112.1.3, ASSE Standard 1011. Vacuum breaker shall be a Watts Series LF8.

***The wetted surface of this product contacted by consumable water contains less than 0.25% of lead by weight.**

Watts product specifications in U.S. customary units and metric are approximate and are provided for reference only. For precise measurements, please contact Watts Technical Service. Watts reserves the right to change or modify product design, construction, specifications, or materials without prior notice and without incurring any obligation to make such changes and modifications on Watts products previously or subsequently sold.

Capacity



**Performance as established by an independent testing laboratory.

Approvals

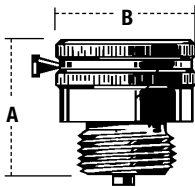


Series LF8, LF8A, LF8B, 8P, LF8FR and LFNF8 are listed by IAPMO.

NOTICE

Inquire with governing authorities for local installation requirements

Dimensions – Weights



MODEL	SIZE	DIMENSIONS				WEIGHT	
		A		B		oz.	gm.
LF8, LF8C, LF8B, LF8BC	3/4 HT	11/2	38	13/8	35	4.0	113.4
LF8A, LF8AC	3/4 HT	11/2	38	11/2	38	4.0	113.4
LFNF8	3/4 HT	2	51	11/2	38	5.3	151.2
8P	3/4 HT	13/4	38	13/8	35	1.5	42.5
LF8FR	3/4 HT	13/4	38	13/4	38	7.0	200.0

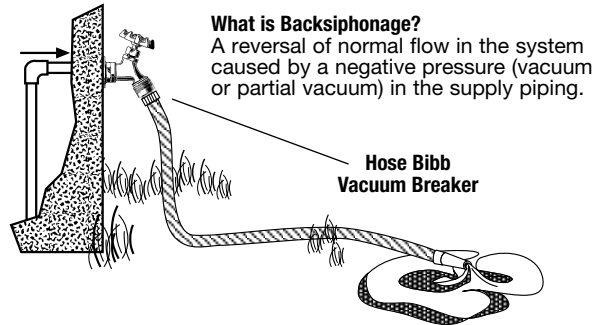
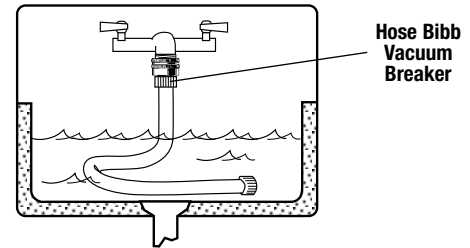


A Watts Water Technologies Company

Installations

For Inside or Outside Use

Installation - Inside Service Sink



What is Backsiphonage?

A reversal of normal flow in the system caused by a negative pressure (vacuum or partial vacuum) in the supply piping.

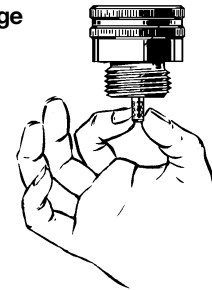
Drainage Features to Prevent Freezing

Models LF8A, LF8B, LF8FR and 8P hose connection vacuum breakers are constructed to allow sill cocks to be drained. Simply remove hose coupling and lightly pull knurled tip of stem at outlet of valve to allow drainage of collected water.

NOTICE

Do not use Models LF8, LF8A, LF8B, 8P, LF8FR Hose Bibb Vacuum Breakers on frost-free hydrants. Specify Model LFNF8.

Do not use where discharge of water is objectionable.



USA: Tel: (978) 688-1811 • Fax: (978) 794-1848 • www.watts.com
Canada: Tel: (905) 332-4090 • Fax: (905) 332-7068 • www.watts.ca