

For Liquid and Steam Service

Job Name _____

Contractor _____

Job Location _____

Approval _____

Engineer _____

Contractor's P.O. No. _____

Approval _____


Representative _____

LEAD FREE*

Series LF777SI, LFS777SI Wye-Pattern, Lead Free Cast Strainers NSF Certified to NSF 61 Annex G

Sizes: 3/8" – 3" (10-75mm)

Series LF777SI, LFS777SI Wye-Pattern, Lead Free* cast strainers are designed to protect plumbing system components from dirt, rust and other damaging debris. The Series LF777SI and LFS777SI feature Lead Free* construction to comply with Lead Free* installation requirements.



LF777SI

Features

- NSF 61 Annex G certified
- Lead Free* cast copper silicon alloy body and cap
- Wye-pattern
- Tapped retainer cap
- Closure plug
- Special flared screen opening on upstream end to provide unrestricted flow through the strainer

Models

LF777SI – 3/8" – 3" (10 – 80mm) threaded connections

LFS777SI – 1/2" – 2" (15 – 50mm) solder connections†

Specifications

A wye-pattern, Lead Free* cast strainer to be installed as indicated on the plans. The strainer must have a tapped retainer cap and closure plug. Strainer shall be rated to 400psi (27.6 bar) WOG; 125psi (8.6 bar) WSP for sizes 3/8"-2" (10-50mm) and 300psi (20.7 bar) @ 210°F (99°C); 125psi (8.6 bar) WSP @ 353°F (178°C) for sizes 2 1/2"-3" (65-80mm). The strainer shall be constructed using Lead Free* cast copper silicon alloy. Lead Free* strainers shall comply with state codes and standards, where applicable, requiring reduced lead content. Strainer shall be a Watts Series LF777SI (threaded ends) or LFS777SI (solder ends).

Materials

Body:	Lead Free* cast copper silicon alloy
Retainer Cap:	Lead Free* cast copper silicon alloy
Plug	Lead Free* brass
Gasket:	NBR
Standard Screen:	#20 mesh, 304 stainless steel

Pressure – Temperature

Maximum Working Pressure:

3/8"–2" (10-50mm)

400psi (27.6 bar) WOG @ 210°F (99°C)

125psi (8.6 bar) WSP @ 353°F (178°C)

2 1/2"–3" (65-80mm)

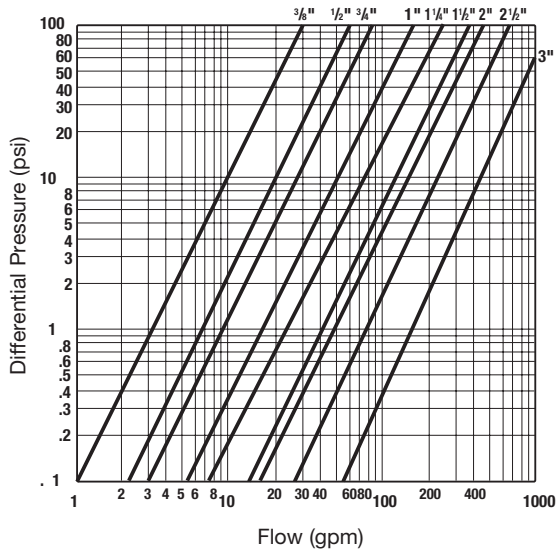
300psi (20.7 bar) WOG @ 210°F (99°C)

125psi (8.6 bar) WSP @ 353°F (178°C)

*The wetted surface of this product contacted by consumable water contains less than 0.25% of lead by weight.

Watts product specifications in U.S. customary units and metric are approximate and are provided for reference only. For precise measurements, please contact Watts Technical Service. Watts reserves the right to change or modify product design, construction, specifications, or materials without prior notice and without incurring any obligation to make such changes and modifications on Watts products previously or subsequently sold.

Performance Data

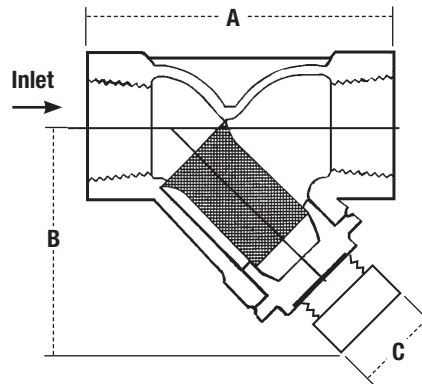


Flow curves show flows (gpm) and pressure drop (psig) through Watts Series 777SI, S777SI using standard 20 mesh screen.

Dimensions — Weights

LF777SI

SIZE (DN)		DIMENSIONS						WEIGHT	
in.	mm	A		B		C		lbs.	kgs.
		in.	mm	in.	mm	in.	mm		
3/8	10	2 3/8	60	1 5/16	33	1/4	6	0.4	0.18
1/2	15	2 3/4	70	1 3/8	35	1/4	6	0.5	0.23
3/4	20	3 3/16	81	1 5/8	42	1/4	6	0.6	0.27
1	25	3 3/4	95	2 1/8	54	1/2	13	1.1	0.50
1 1/4	32	4 7/16	113	2 1/2	64	1/2	13	1.9	0.86
1 1/2	40	4 7/8	124	3	76	3/4	19	2.4	1.09
2	50	5 15/16	151	3 9/16	91	1	25	4.4	2.00
2 1/2	65	9 1/16	230	5 7/8	149	1/2	13	9.8	4.44
3	80	10 3/16	259	6 1/4	159	1/2	13	13.2	5.99



LFS777SI

SIZE (DN)		DIMENSIONS						WEIGHT	
in.	mm	A		B		C		lbs.	kgs.
		in.	mm	in.	mm	in.	mm		
1/2	15	2 3/4	70	1 3/8	35	1/4	6	0.4	0.18
3/4	20	3 3/8	86	1 5/8	42	1/4	6	0.6	0.27
1	25	3 3/4	95	2 1/8	54	1/2	13	0.9	0.41
1 1/4	32	4 9/16	116	2 1/2	64	1/2	13	1.5	0.68
1 1/2	40	5 5/16	135	3	76	3/4	19	1.9	0.86
2	50	6 1/8	156	3 9/16	91	1	25	3.3	1.50



A Watts Water Technologies Company



USA: Tel: (978) 688-1811 • Fax: (978) 794-1848 • www.watts.com
 Canada: Tel: (905) 332-4090 • Fax: (905) 332-7068 • www.watts.ca