

TYPE "B" GAS VENT



TABLE OF CONTENTS



RV

ROUND VENT PIPE 3" THROUGH 8" 3-7

Selkirk RV round vent pipe is a Listed Type "B" gas vent pipe. Lengths available range from 6" to 5' feet. Its adjustable fittings and standard short lengths eliminate all cutting, fitting and special engineering. An improved joint design provides for a rapid and secure connection in seconds. The use of our "LockTab" feature gives installers the option of engaging this tab instead of using sheet metal screws.



OVAL

OVAL VENT PIPE 4", 5" AND 6" 8-10

Selkirk oval vent pipe, sizes 4", 5" and 6" provides the venting capacity of 4", 5" and 6" round vent pipe. 4" is Listed for both Type "B", and Type "BW", use/installation in a 2 x 4 wall. 5" is Listed for Type "B" use/installation in a 2 x 4 and 2 x 6 wall. 6" is Listed for Type "B" use/installation in a 2 x 6 wall.



DWC/EFC

DOUBLE/EXPANDABLE WALL FLEXIBLE B-VENT 11

Selkirk EFC Expandable Wall Flexible Gas Vent pipe is available in 3" and 4" diameters in 1-3' and 2-5' lengths. Selkirk DWC Double Wall Flexible Gas Vent pipe is available in 3", 4", & 5" diameters in 2', 3', 4', & 5' lengths designed for easy connection to standard Type B Gas Vent. DWC is now Listed for use as a "segment" of an unenclosed Type B gas vent system and has full safety certification for use in conditioned and/or unconditioned attics and crawl spaces. DWC can simplify alignment of most installations by enabling a quick and easy offset between sections of rigid gas vent.



FLEXI-LINER

ALUMINUM FLEXIBLE CHIMNEY LINER FOR GAS APPLIANCES 12-13

Available in 25' and 35' lengths, 3" to 8" diameters - 15' kits also available in 3", 4" and 5" diameters. Flexi-Liner kits include Flexi-Length, Round Top (RV), Flashing with 3" collar and Mortar Guard.

RUGGED CONSTRUCTION

Strong, durable galvanized steel outer pipe has internal spacing beads to assure a uniform insulating air space between pipe walls. Each end is die formed to assure uniform sizing for strong, easy to connect joints which resist wasteful handling and shipping damage.

The inner aluminum pipe is attached to the outer pipe at only one end. This arrangement allows for differential expansion between the two pipes, eliminating operational noises.

ASSURED SAFETY

The double wall (pipe within a pipe) construction with its built-in air space, provides permanent insulation and keeps the inner pipe hot and the outer pipe relatively cool. Such construction creates quick, strong vent action and eliminates condensation in the pipe or overheating of nearby enclosure surfaces.

With special factory supplied parts, 4" WV oval pipe can be installed at less than one inch clearance to combustible surfaces as a Type B-W vent for recessed wall furnaces or as a Type "B" vent through 2 x 4 walls.

FULLY TESTED AND LISTED

Selkirk Gas Vent pipe and fittings have been tested and listed per UL 441 for installation as Type "B" and B-W gas vents to be installed in single and multi-story buildings in accordance with the standards of The National Fire Protection Association NFPA54 and NFPA211.

They must be enclosed in occupied portions of a building. When the enclosure is made of combustible material, sizes 3" - 8" diameter pipe must have 1" clearance. Refer to Selkirk illustrated installation instructions for proper procedures.

WARNING

The products in this catalog are only for use on approved gas burning equipment. Do not use any gas vent on oil or woodburning appliances. These fuels can produce temperatures which may damage the gas vent with resulting hazard to both life and property. These gas vents are not suitable for use when sealed, pressure type, or leakproof systems are called for. For residential "high efficiency" gas burning appliances, which may need sealed systems, Type "B" vents may be used only if allowed by the appliance manufacturer's installation instructions.

SPECIFICATIONS FOR VENTING APPROVED GAS BURNING APPLIANCES WITH TYPE "B" GAS VENT PIPE

The gas vent system shall be so engineered and constructed as to develop a positive flow adequate to exhaust all flue gases to outside atmosphere, without condensation within the vent or spillage at any appliance draft hood.

All flue-gas carrying parts of the vent system shall be Selkirk Type B double-wall gas vent piping, and such piping shall be continuous from the appliances' outlets into the Selkirk vent top of housing.


Selkirk gas vent piping shall be installed in full compliance with the terms of its Underwriters' Laboratories, Inc. Listing, with the manufacturer's installation instructions, and with nationally recognized building codes representing good practice for such installations.

LOCKTAB® FEATURE FOR TYPE "B" RV GAS VENT




To use the LockTab® feature:


Our non-positional lock system on the Selkirk® RV Gas Vent is the best lock system on the market today. The incorporation of the LockTab® feature simply improves our lock system by adding flexibility and meeting market needs.



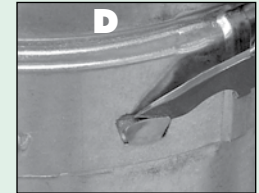
The Locktab is located on the female end of the gas vent.



Assemble the gas vent sections



The Locktab is then depressed with a thumb or blunt object such as a screwdriver into the lock channel of the male end



To disengage the Locktab, pry it up by using a screwdriver or knifeblade

RV 3" THROUGH 8"

The RV line of Selkirk round vent pipe and fittings is designed for use on approved gas appliances in residential and light commercial and industrial applications. Round vents for large appliances will be found in the QC section which follows.


NOTE: Size refers to the inside diameter of the pipe or fitting. The outside diameter of RV is approximately 1/2" larger. Outer material is 28 GA galvanized steel. Inner liner is aluminum.

LOCKTAB: You no longer have to use sheet metal screws to secure pipe connections if local codes require you to. Just press the "LockTab" and you are done.

VENT PIPE

ROUND PIPE

- Available in 6 sizes
- Easy to assemble and can be combined to obtain the required installation height
- Sectional overlap of 1.5". Hence, net assembled length is 1.5" less than listed lengths



Size	Product No.	Part No.	Lengths
3"	103060	3RV-60	Pipe - 5'
	103048	3RV-48	Pipe - 4'
	103036	3RV-36	Pipe - 3'
	103024	3RV-24	Pipe - 2'
	103018	3RV-18	Pipe - 18"
	103012	3RV-12	Pipe - 12"
	103006	3RV-6	Pipe - 6"

Size	Product No.	Part No.	Lengths
4"	104060	4RV-60	Pipe - 5'
	104048	4RV-48	Pipe - 4'
	104036	4RV-36	Pipe - 3'
	104024	4RV-24	Pipe - 2'
	104018	4RV-18	Pipe - 18"
	104012	4RV-12	Pipe - 12"
	104006	4RV-6	Pipe - 6"

Size	Product No.	Part No.	Lengths
5"	105060	5RV-60	Pipe - 5'
	105048	5RV-48	Pipe - 4'
	105036	5RV-36	Pipe - 3'
	105024	5RV-24	Pipe - 2'
	105018	5RV-18	Pipe - 18"
	105012	5RV-12	Pipe - 12"
	105006	5RV-6	Pipe - 6"


Size	Product No.	Part No.	Lengths
6"	106060	6RV-60	Pipe - 5'
	106048	6RV-48	Pipe - 4'
	106036	6RV-36	Pipe - 3'
	106024	6RV-24	Pipe - 2'
	106018	6RV-18	Pipe - 18"
	106012	6RV-12	Pipe - 12"
	106006	6RV-6	Pipe - 6"

Size	Product No.	Part No.	Lengths
7"	107060	7RV-60	Pipe - 5'
	107048	7RV-48	Pipe - 4'
	107036	7RV-36	Pipe - 3'
	107024	7RV-24	Pipe - 2'
	107018	7RV-18	Pipe - 18"
	107012	7RV-12	Pipe - 12"
	107006	7RV-6	Pipe - 6"

Size	Product No.	Part No.	Lengths
8"	108060	8RV-60	Pipe - 5'
	108048	8RV-48	Pipe - 4'
	108036	8RV-36	Pipe - 3'
	108024	8RV-24	Pipe - 2'
	108018	8RV-18	Pipe - 18"
	108012	8RV-12	Pipe - 12"
	108006	8RV-6	Pipe - 6"

ADJUSTABLE LENGTH

- Used in combination with a straight length, this component assures that an exact required vent length can be achieved
- Allows for easy disassembly and can absorb the linear expansion of longer pipe lengths
- 12" Length adjusts from 3 1/2" to 10 1/2"
- 18" Length adjusts from 6" to 16"



Size	Product No.	Part No.	Lengths
3"	103082	3RV-AJ12	12"
	103084	3RV-AJ18	18"

Size	Product No.	Part No.	Lengths
4"	104082	4RV-AJ12	12"
	104084	4RV-AJ18	18"

Size	Product No.	Part No.	Lengths
5"	105082	5RV-AJ12	12"
	105084	5RV-AJ18	18"

Size	Product No.	Part No.	Lengths
6"	106082	6RV-AJ12	12"
	106084	6RV-AJ18	18"

Size	Product No.	Part No.	Lengths
7"	107082	7RV-AJ12	12"

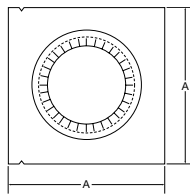

Size	Product No.	Part No.	Lengths
8"	108082	8RV-AJ12	12"

RV 3" THROUGH 8"

TOPS, SUPPORTS AND FIRESTOPS

QUICK GRIP FIRESTOP/SUPPORT

- Used to support and protect combustible materials where the pipe passes through a ceiling



Size	Product No.	Part No.	a
3"	103406	3RV-FSP	9"
4"	104406	4RV-FSP	10"
5"	105406	5RV-FSP	11"
6"	106406	6RV-FSP	12"

Size	Product No.	Part No.	a	UL Model
3"	103404	3RV-FSPU	9"	9"
4"	104404	4RV-FSPU	10"	10"
5"	105404	5RV-FSPU	11"	11"
6"	106404	6RV-FSPU	12"	12"

NOTE: UL-listed model includes an attached spacer ring to ensure 1" clearance to combustibles.

PIPE COLLAR

- Provides a decorative/finished appearance
- Pipe collar also acts as a firestop



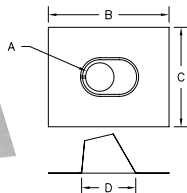

Size	Product No.	Part No.	a	b	c
3"	103460	3RV-GC	3 ⁵ / ₈ "	10 ¹¹ / ₁₆ "	3 ¹ / ₁₆ "
4"	104460	4RV-GC	4 ⁵ / ₈ "	10 ¹¹ / ₁₆ "	3 ¹ / ₁₆ "
5"	105460	5RV-GC	5 ⁵ / ₈ "	10 ¹¹ / ₁₆ "	2 ¹ / ₁₆ "
6"	106460	6RV-GC	6 ⁵ / ₈ "	10 ¹¹ / ₁₆ "	2 ¹ / ₁₆ "
7"	107460	7RV-GC	7 ³ / ₄ "	11 ¹ / ₄ "	1 ³ / ₄ "

NOTE: May be used as firestop for openings in floors, ceilings and walls.

FLASHINGS AND STORM COLLAR

ADJUSTABLE ROOF FLASHING

- Used where the vent passes through a roof



Flat to 6/12

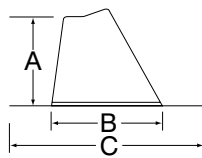

Size	Product No.	Part No.	a	b	c	d
3"	103825	3RV-AF	3 ¹ / ₂ "	14 ⁷ / ₈ "	12 ¹ / ₄ "	6 ¹¹ / ₁₆ "
4"	104825	4RV-AF	4 ¹ / ₂ "	16"	13 ³ / ₄ "	7 ³ / ₄ "
5"	105825	5RV-AF	5 ¹ / ₂ "	16 ¹⁵ / ₁₆ "	14 ¹ / ₄ "	8 ⁷ / ₈ "
6"	106825	6RV-AF	6 ¹ / ₂ "	18"	15 ¹ / ₄ "	10"
7"	107825	7RV-AF	7 ¹ / ₂ "	19 ¹ / ₈ "	16"	11 ¹ / ₈ "
8"	108825	8RV-AF	8 ¹ / ₂ "	20 ¹ / ₄ "	16 ¹⁵ / ₁₆ "	12 ¹ / ₄ "

6/12 to 12/12

Size	Product No.	Part No.	a	b	c	d
3"	103830	3RV-AF12	3 ¹ / ₂ "	18"	15 ¹ / ₄ "	10 ¹ / ₄ "
4"	104830	4RV-AF12	4 ¹ / ₂ "	19 ¹ / ₈ "	16"	11 ¹ / ₈ "
5"	105830	5RV-AF12	5 ¹ / ₂ "	20 ¹ / ₄ "	16 ¹⁵ / ₁₆ "	12 ¹ / ₄ "
6"	106830	6RV-AF12	6 ¹ / ₂ "	24 ¹ / ₄ "	20"	15 ⁵ / ₈ "
7"	107830	7RV-AF12	7 ¹ / ₂ "	24 ¹ / ₄ "	20"	15 ⁵ / ₈ "
8"	108830	8RV-AF12	8 ¹ / ₂ "	25"	19 ¹ / ₂ "	17 ¹ / ₈ "

TALL CONE ADJUSTABLE ROOF FLASHING

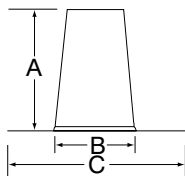

- Used where the vent passes through a roof
- Adjustable to 6/12 pitch



Size	Product No.	Part No.	a	b	c
3"	103820	3RV-TFA	8 ³ / ₄ "	11"	19 ¹ / ₂ "
4"	104820	4RV-TFA	8 ³ / ₄ "	11"	19 ¹ / ₂ "
5"	105820	5RV-TFA	8 ³ / ₄ "	11"	19 ¹ / ₂ "
6"	106820	6RV-TFA	8 ³ / ₄ "	11"	19 ¹ / ₂ "
7"	107820	7RV-TFA	8 ³ / ₄ "	14"	22"
8"	108820	8RV-TFA	8 ³ / ₄ "	15 ⁵ / ₁₆ "	23"

TALL CONE FLAT ROOF FLASHING

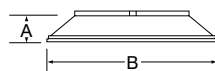
- Used on flat roof surfaces



Size	Product No.	Part No.	a	b	c
3"	103815	3RV-TF	12"	7 ¹ / ₂ "	16 ¹ / ₂ "
4"	104815	4RV-TF	12"	7 ¹ / ₂ "	16 ¹ / ₂ "
5"	105815	5RV-TF	12"	7 ¹ / ₂ "	16 ¹ / ₂ "
6"	106815	6RV-TF	12"	11"	19 ¹ / ₂ "
7"	107815	7RV-TF	12"	11"	19 ¹ / ₂ "
8"	108815	8RV-TF	12"	11"	19 ¹ / ₂ "

STORM COLLAR

- Used to provide a weather proof seal to pipe above roof line
- Used above the Flashing
- Seal inner edge with hi-temp silicone sealant



Size	Product No.	Part No.	a	b
3"	103810	3RV-SC	1 ¹ / ₈ "	6 ⁵ / ₈ "
4"	104810	4RV-SC	1 ¹ / ₈ "	7 ⁵ / ₈ "
5"	105810	5RV-SC	1 ¹ / ₈ "	8 ⁵ / ₈ "
6"	106810	6RV-SC	1 ¹ / ₈ "	9 ⁵ / ₈ "
7"	107810	7RV-SC	1 ¹ / ₈ "	10 ¹ / ₄ "
8"	108810	8RV-SC	1 ¹ / ₈ "	11 ¹ / ₄ "

NOTE: See instructions for use/limitations
1.800.433.6341