

RECTANGLE CERAMIC VESSEL

RONBOW

MODEL: 200036-WH

SPECIFICATION SHEET

SINKS FOR ABOVE COUNTER

Ceramic vessel without overflow

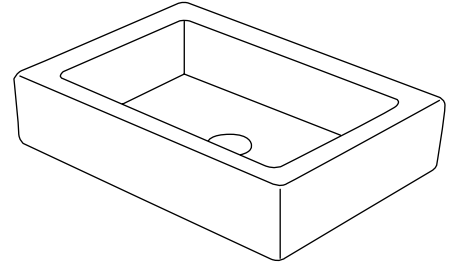
Codes/Standards Applicable

Specified model meets or exceeds the following:

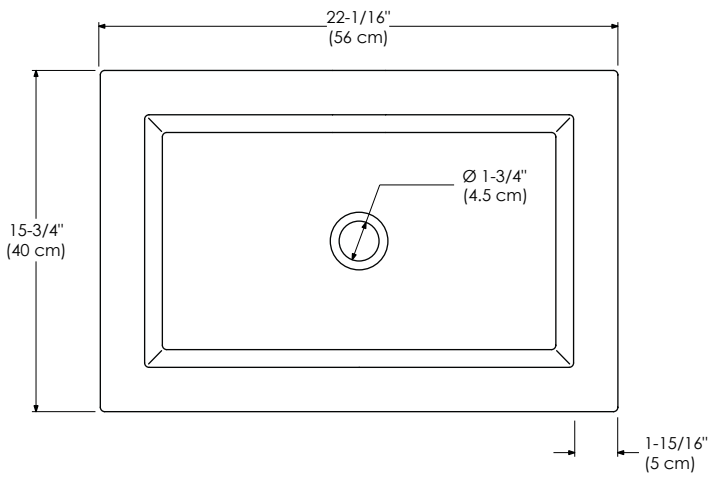
- ASME A112.19.2
- IAPMO/cUPC®
- CSA B45
- CMR 248

Available Colors:

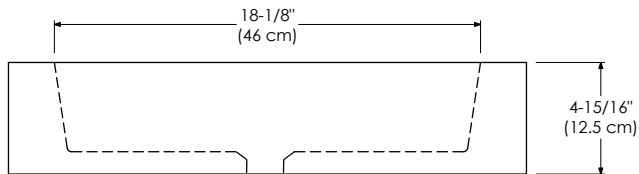
WHITE WH



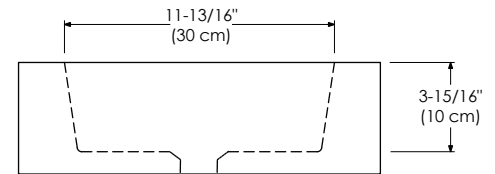
TOP VIEW



FRONT VIEW



SIDE VIEW



By IAPMO, ceramic lavatory warpage is defective only if warpage of flat slab out of horizontal plane exceeds 6.3 mm/m (0.25 in/ft) on all sizes OR warpage on back of lavatories that are attached to the wall exceeds 3 mm (0.13 in).