

# THE NEW EXPANDED EZ SERIES



97% EF

	GPM	BTU
EZ98	9.8	18,000-180,000
EZ111	11.1	18,000-199,900



## NEW FEATURES

Dual Stainless Steel  
Heat Exchangers

Quick Connect

Wifi Capable

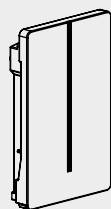
Common Vent Capable

Altitude up to 10,000 ft

1/2 Inch Gas Capable

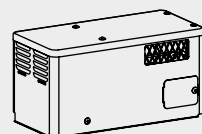
## AVAILABLE ACCESSORIES

NAW-1 US



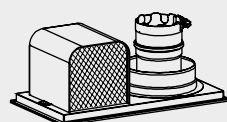
Wireless Adapter

VC-6



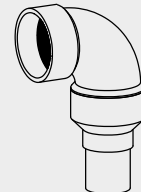
Outdoor Vent Cap

EZ2-CK



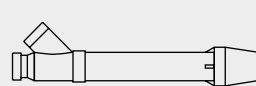
Flex Vent 2"  
Conversion Kit

SV-CK-2



2" SV Conversion  
Kit



PVC-2CT 2 inch  
PVC-3CT 3 inch



PVC Concentric  
Termination

## EZTR & EZSERIES

### VENTS THROUGH EXISTING, ROUND 3" OR 4" B-VENT

	2" Flex	PVC, Flex, OD or SV Convertible	
			
<b>Model</b>	<b>EZTR40</b>	<b>EZTR50 (EZ98)</b>	<b>EZTR75 (EZ111)</b>
<b>Vent Type</b>	Flex Vent	Convertible Vent	Convertible Vent
<b>Dimensions (inches)</b>	27.2 X 18.3 X 9.4	27.0 X 18.5 X 12.8	27.0 X 18.5 X 12.8
<b>Weight (lbs)</b>	50 lbs.	79 lbs.	79 lbs.
<b>Min./Max. Btuh</b>	15,000 - 120,000	18,000-180,000	18,000-199,900
<b>Energy Factor</b>	0.91	0.97	0.97
<b>Max. Hot Water Capacity</b>	6.6 GPM	9.8 GPM	11.1 GPM
<b>Water Inlet</b>		3/4"	
<b>Hot Water Outlet</b>		3/4"	
<b>Gas Inlet (1/2 in capable)</b>	1/2" (1/2 in. up to 100 ft)	1/2" (1/2 in. up to 50 ft)	1/2" (1/2 in. up to 30 ft)
<b>Temp. Settings</b>	100 - 140°F (in 5°F intervals)	100 - 140°F (in 5°F intervals)	100 - 140°F (in 5°F intervals)
<b>Default Temp. Option</b>	120, 130, 135, 140°F	120, 125, 130, 145°F	120, 125, 130, 145°F
<b>Warranty</b>	12-year warranty on heat exchanger, 5-year warranty on parts & 1-year reasonable labor*		
<b>Ultra Low NOx</b>		yes	
<b>Quick Connect</b>		no	
<b>Remote Included</b>		digital display	
<b>Min/Max Flow Rate</b>	0.5 GPM/6.6 GPM	0.5 GPM/9.8 GPM	0.5 GPM/11.1 GPM
<b>High Altitude Approved</b>	up to 3,500 ft	up to 10,000 ft	up to 10,000 ft