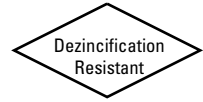


Bronze Ball Valves

two-piece body • full port • bronze trim • blowout-proof stem



600 PSI/41.4 bar non-shock cold working pressure
150 PSI/10.3 bar saturated steam ♦

CONFORMS TO MSS SP-110

MATERIAL LIST

PART	SPECIFICATION
1. Handle Nut	Zinc Plated Steel
2. Handle	Zinc Plated Steel Clear Chromate Plastisol Coated
3. Threaded Pack Gland	Brass ASTM B 16 Alloy C36000
4. Packing	PTFE
5. Stem	Silicon Bronze ASTM B 371 Alloy C69300 or ASTM B 99 Alloy C65100
6. Thrust Washer	Reinforced PTFE
7. Ball	Brass ASTM B 124 Alloy C37700 or ASTM B16 Alloy C36000 EACH with Hard Chrome Plate
8. Seat Ring (2)	Reinforced PTFE
9. Body	Cast Red Bronze ASTM B 584 Alloy C84400
10. Body End Piece	Cast Red Bronze ASTM B 584 Alloy C84400

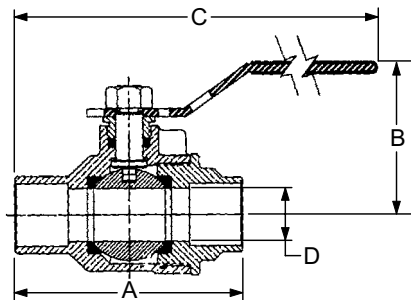
1/4" size only has a 304 stainless steel grounding washer.



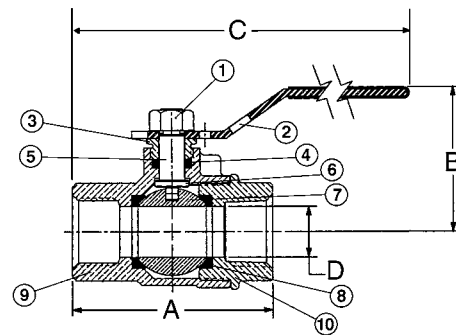
T-585-70
Threaded



S-585-70
Solder



S-585-70
C x C



T-585-70
NPT x NPT

DIMENSIONS—WEIGHTS—QUANTITIES

Size	Dimensions						T-585-70		S-585-70		Master Ctn.	Qty.						
	A	A	B	C	C	D	Lbs.	Kg.	Lbs.	Kg.								
1/4	8	2.00	51	1.75	44	1.75	44	5.00	127	4.75	121	.38	10	.45	.21	.42	.19	100
3/8	10	2.00	51	1.84	47	1.75	44	5.00	127	4.81	122	.38	10	.45	.21	.42	.19	100
1/2	15	2.44	62	2.56	65	1.88	48	5.19	132	5.25	133	.50	13	.64	.29	.60	.27	100
3/4	20	2.94	75	3.25	82	2.25	57	6.25	159	6.25	159	.75	19	1.33	.60	1.27	.58	50
1	25	3.34	85	3.75	95	2.38	60	6.44	164	6.63	168	1.00	25	1.79	.81	1.72	.78	40
1 1/4	32	4.19	106	5.06	128	3.00	76	6.75	171	7.19	183	1.25	32	3.12	1.41	3.18	1.44	20
1 1/2	40	4.72	120	5.99	151	3.16	80	9.06	230	9.69	246	1.50	38	4.78	2.17	5.12	2.32	10
2	50	5.16	131	6.72	170	3.50	89	9.25	235	10.06	256	2.00	51	6.68	3.03	7.10	3.22	8

Note: solder end is designed to be soft-soldered into lines using solders with the melting point not exceeding 500°F. Higher temperature solders will damage the seat material. See installation sheet packaged with valves.

**LEAD FREE
OPTION
AVAILABLE**

Visit our website for the most current information.

♦ For detailed operating pressure, refer to pressure temperature chart on page 41.