




**SERVES:** 

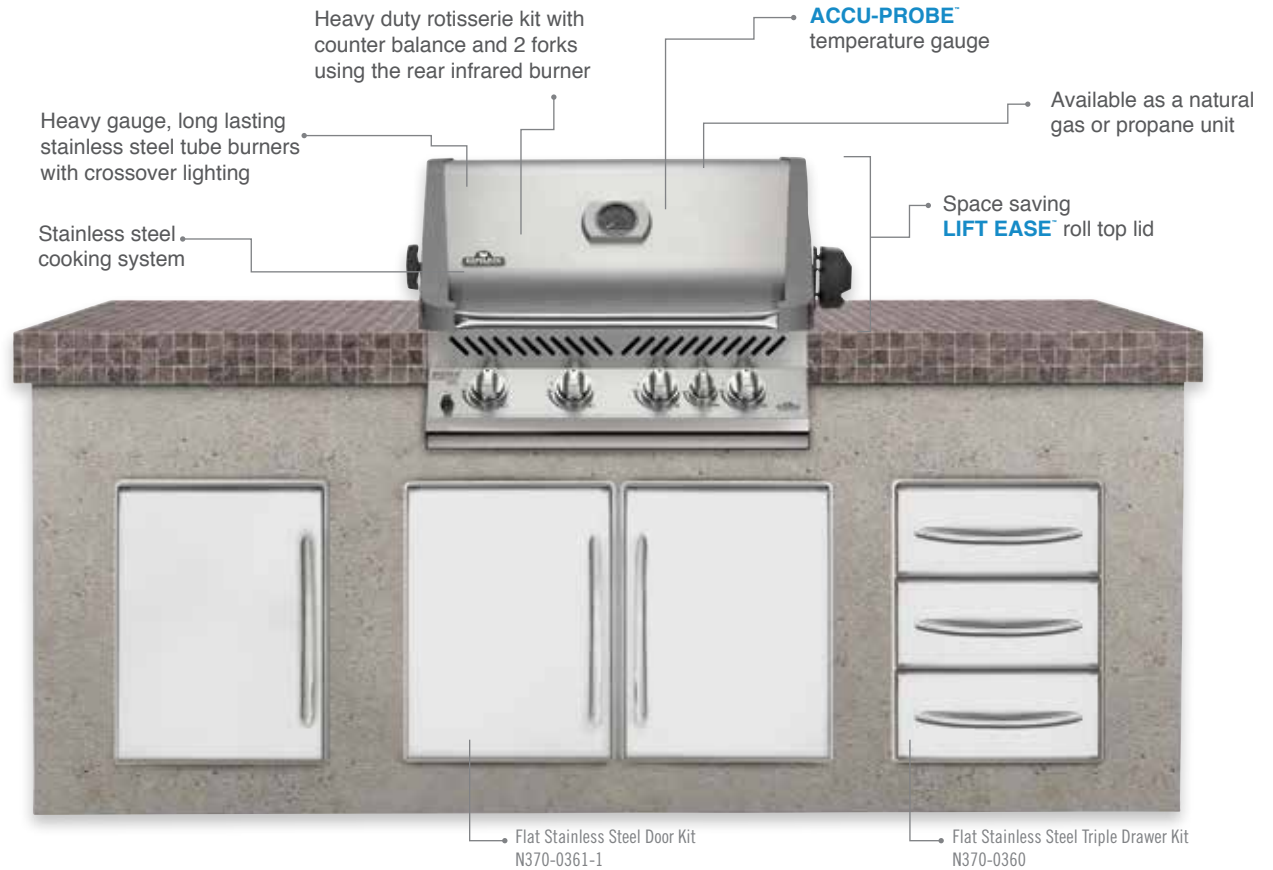
**PREP TIME:** 20 MINUTES

**GRILLING TIME:** 20 TO 30 MINUTES



- Using the Napoleon Marinade Injector, inject the center of each chop with one-quarter cup of the Buffalo injector sauce. Rub the chops with Cajun Creole spice, massaging seasoning into the meat. Cover and refrigerate until needed.
- In a small bowl, whisk together remaining Buffalo injector sauce and thick Balkan-style honey until combined and smooth. Set aside.
- Preheat grill to medium-high heat.
- Lightly brush corn, red onion, red pepper, and jalapeño pepper with olive oil, and season to taste with Cajun Creole spice. Place vegetables onto grill and cook until lightly charred and tender, about 4 to 5 minutes. Remove vegetables from grill and allow to cool. Remove kernels from corn, and finely dice onion, red pepper and jalapeño pepper. Place into a medium-sized bowl with one-quarter cup olive oil, lime juice and chopped cilantro. Mix well and season with salt and coarsely ground black pepper to taste. Cover and refrigerate until needed.
- Place seasoned chops onto grill and sear for 2 to 3 minutes on each side. Reduce heat to medium-low and close the lid. Slow roast for an additional 10 to 12 minutes, turning and basting occasionally with the Buffalo and honey mixture, until chops are just cooked through and juices run clear. Give chops a final baste and remove from grill.
- Serve immediately, topped with fire roasted corn salsa and extra basting sauce on the side.

# PRESTIGE® BIP500RB with rear infrared burner

66,000 BTU's  
5 burners  
Cooking Area: 760 in<sup>2</sup> (4880 cm<sup>2</sup>)  
Cart model available



Doors and drawers are optional. Island not included.




 Proudly Made in Canada

## DUAL-LEVEL STAINLESS STEEL SEAR PLATES

Dual-Level, individual stainless steel sear plates allow consistent, even heat and continuous grease run off. (Standard on BIPRO825RBI, BIPRO665RB, BIPRO500RB & BIP500RB)



The Napoleon Oasis™  
Modular Island series  
has been developed with  
versatility in mind.



## PERSONALIZE YOUR OUTDOOR LIVING SPACE WITH THE LUXURIOUS OASIS™ MODULAR ISLANDS

Choose the modules that fit your lifestyle and your budget. The cabinets can be assembled in virtually any combination to suit your individual needs. All cabinets are 35 1/2" tall and 24" deep with 4 leveling feet for easy adjustment on any surface. The **Oasis™** Outdoor Modular island series can be assembled against any non-combustible wall of your home or as a standalone island.

# BUILT-IN GRILL HEADS AVAILABLE FOR YOUR CUSTOM OASIS™ ISLAND / BUILT-IN ISLAND

Remember to always refer to the owner's manual for complete and accurate installation instructions.



## BIPR0500RB

Opening dimensions:  
30 3/4" w x 20 5/8" d x 8 7/8" h  
(78 cm w x 52 cm d x 23 cm h)



## BIPR0665RB

Opening dimensions:  
38" w x 20 5/8" d x 8 7/8" h  
(97 cm w x 52 cm d x 23 cm h)



## BIPR0825RBI

Opening dimensions:  
52 3/8" w x 20 5/8" d x 8 7/8" h  
(133 cm w x 52 cm d x 23 cm h)



## BIP500RB

Opening dimensions:  
30 3/4" w x 20 5/8" d x 8 7/8" h  
(78 cm w x 52 cm d x 23 cm h)



## BILEX485

Opening dimensions:  
29 3/4" w x 21 3/8" d x 7 1/2" h  
(76 cm w x 54 cm d x 19 cm h)



## BILEX605RBI

Opening dimensions:  
36 1/2" w x 21 3/8" d x 7 1/2" h  
(93 cm w x 54 cm d x 19 cm h)



## BILEX730RBI

Opening dimensions:  
43 1/4" w x 21 3/8" d x 7 1/2" h  
(110 cm w x 54 cm d x 19 cm h)

## ALL SEASON GRILLING

The secret to grilling success in any season, is preparation. Always locate your grill away from the wind in a well-ventilated location to ensure consistent heat. Don't let the heat escape by constantly lifting the lid to check; instead use your thermometer. And, don't be afraid to use the warming rack to keep food warm or to finish cooking, if the rest of your food continues to cook on the main burners.



GRILL SPECIFICATIONS	BIPR0825RBI	BIPR0665RB	BIPR0500RB	BIP500RB	BILEX730RBI-1	BILEX605RBI-1	BILEX485-2
LIFT EASE™ roll top stainless steel lid	S	S	S	S	-	-	-
Double walled stainless steel lid	S	S	S	S	S	S	S
ACCU-PROBE™ temperature gauge	S	S	S	S	S	S	S
Total cooking surface (sq. in.)*	1245	1000	760	760	1025	850	675
Electronic ignition	S°	S°	S°	S°	-	-	-
JETFIRE™ ignition	S	S	S	S	S	S	S
Infrared ceramic bottom burners	2	-	-	-	1	1	-
Stainless steel bottom burners	4	5	4	4	4	3	3
Infrared rear rotisserie burner	S	S	S	S	S	S	-
Integrated wood chip smoker tray	S	S	-	-	-	-	-
Stainless steel WAVE™ cooking grids	-	-	-	-	S	S	S
Stainless steel 9.5 mm WAVE™ cooking grids	S	S	S	-	-	-	-
Porcelain cast iron WAVE™ reversible channel cooking grids	-	-	-	S	-	-	-
i-GLOW™ / NIGHT LIGHT™ control knobs	S	S	S	-	S	S	S
Interior lights	S	S	-	-	-	-	-
EASY SET™ control knobs	S	S	S	S	S	S	S
Removable drip pan	S	S	S	S	S	S	S
Warming rack	S	S	S	S	S	S	S
President's Limited Lifetime Warranty	S	S	S	S	S	S	S
DIMENSIONS (opening size for installation)	BIPR0825RBI	BIPR0665RB	BIPR0500RB	BIP500RB	BILEX730RBI-1	BILEX605RBI-1	BILEX485-2
Total width in inches (cm)	52 ¾ (133)	38 (97)	30 ¾ (78)	30 ¾ (78)	43 ¼ (110)	36 ½ (93)	29 ¾ (76)
Total depth in inches (cm)	20 ¾ (52)	20 ¾ (52)	20 ¾ (52)	20 ¾ (52)	21 ¾ (54)	21 ¾ (54)	21 ¾ (54)
Total height in inches (cm)	8 ¾ (23)	8 ¾ (23)	8 ¾ (23)	8 ¾ (23)	7 ½ (19)	7 ½ (19)	7 ½ (19)

DOORS & ACCESSORIES (opening size for installation)					OASIS™ MODULAR COMPONENTS				
Part Number	Width in. (cm)	Depth in. (cm)	Height in. (cm)		Part Number	Width in. (cm)	Depth in. (cm)	Height in. (cm)	
Flat Stainless Steel Door	N370-0361-1	17 (43)	-	23 ¼ (59)	Under Grill Cabinet - 825 series	IM-UGC825	55 (139)	24 (61)	35 ½ (90)
Flushed Mount Stainless Steel Double Door	N370-0502	28 ¼ (72)	-	20 ¼ (51)	Under Grill Cabinet - 665 series	IM-UGC665	40 ½ (103)	24 (61)	35 ½ (90)
Flushed Mount Stainless Steel Double Door	N370-0503	37 ¾ (96)	-	20 ¼ (51)	Under Grill Cabinet - 500 series	IM-UGC500	34 ¾ (88)	24 (61)	35 ½ (90)
Stainless Steel Single Drawer	N370-0359	17 ¼ (44)	23 (58)	6 ¾ (17)	Under Grill Cabinet - 730 series	IM-UGC730	47 ¼ (120)	24 (61)	35 ½ (90)
Stainless Steel Triple Drawer	N370-0360	17 ¼ (44)	23 (58)	22 ¾ (58)	Under Grill Cabinet - 605 series	IM-UGC605	40 ½ (103)	24 (61)	35 ½ (90)
Infrared SIZZLE ZONE™ Burner with Roll Top	BISZ300	20 ¾ (51)	20 ¾ (52)	9 ¾ (23)	Under Grill Cabinet - 485 series	IM-UGC485	34 ¾ (88)	24 (61)	35 ½ (90)
Infrared SIZZLE ZONE™ with Flat Top	BISZ300FT	20 ¾ (51)	20 ¾ (52)	9 ¾ (23)	Propane Tank Cabinet - universal door	IM-UTC	24 (61)	24 (61)	35 (140)
Double Side Burner	BISB245	20 ¾ (52)	20 ¾ (52)	8 ¾ (23)	Universal Door Cabinet	IM-UDC	24 (61)	24 (61)	35 (140)
Side Burner	N370-0504/05	12 ¾ (32)	16 ½ (42)	4 ½ (11)	Fridge Cabinet	IM-FDC	24 (61)	24 (61)	35 (140)
Zero Clearance (2) 37"	BIZC600	44 ½ (112)	11 ¼ (28)	22 ¼ (58)	Three Drawer Cabinet	IM-3DC	24 (61)	24 (61)	35 (140)
					Two Drawer Cabinet	IM-2DC	24 (61)	24 (61)	35 (140)
					Waste Drawer with Paper Towel Holder	IM-WDC	24 (61)	24 (61)	35 (140)
					Cabinet End Panel	IM-CEP	2 (61)	24 (61)	31 (78 ¾)
					Cabinet Transitions - 45 degrees	IM-45T	18 ¾ (47)	-	35 (140)
					Wall Spacer	IM-WSF	1 ½ (4)	4 (10)	35 (140)
					Ice Bucket Holder	IM-IBA	19 ¼ (48 ½)	16 (41)	1 ¾ (3)

S = Standard O = Optional ° Rear burner \* All lid openings require a minimum of 5" clearance behind the unit. Refer to owners manual for individual models. - Dimensions subject to change. Refer to manual for accurate dimensions.