








## SWING CHECK VALVES

Swing Check Valves – Series 1500 (Rated @ 125 PSI Static Pressure @ 72°F)

	Part No.	Ref. No.	IPS Size & Connection	Body Length	Color	Pkg. Qty.	Case (lbs.)	Product Class	Specifications	
 <p>White PVC Compression</p>	White PVC Compression									
	1500-12	KSC-1250-C	1-1/4" UC x UC	8-1/2"	White	12	13.6	41CV	NSF/ANSI 61+372	
	1500-15	KSC-1500-C	1-1/2" UC x UC	8-1/2"	White	12	14.2	41CV		
	1500-20	KSC-2000-C	2" UC x UC	9-1/2"	White	12	20.8	41CV		
	1500-30	KSC-3000-C	3" UC x UC	13-3/8"	White	2	10.1	41CV		
Clear PVC Compression										
 <p>Clear PVC Compression</p>	1500C15	KSCC-1500-C	1-1/2" UC x UC	8-1/2"	Clear	12	14.2	41CV	Clear PVC with white CAPS NFS/ANSI 61+372	
	1500C20	KSCC-2000-C	2" UC x UC	9-31/2"	Clear	12	20.8	41CV		
 <p>White PVC Threaded</p>	White PVC Threaded									
	1520-05F	KSC-0500-T	1/2" FPT x FPT	3-1/2"	White	20	4.0	41CV	PVC NSF/ANSI 61+372	
	1520-07F	KSC-0750-T	3/4" FPT x FPT	3-1/2"	White	25	6.0	41CV		
	1520-10F	KSC-1000-T	1" FPT x FPT	5-1/8"	White	25	9.8	41CV		
	1520-12F	KSC-1250-T	1-1/4" FPT x FPT	5-1/4"	White	12	7.6	41CV		
	1520-15F	KSC-1500-T	1-1/2" FPT x FPT	5-3/4"	White	12	8.2	41CV		
	1520-20F	KSC-2000-T	2" FPT x FPT	6"	White	12	12.4	41CV		
	1520-20ST		2" FPT x S	6"	White	12	12.4	41CV		
	White PVC S x S									
	 <p>White PVC S x S</p>	1520-05	KSC-0500-S	1/2" S x S	3-1/2"	White	20	4.0		41CV
1520-07		KSC-0750-S	3/4" S x S	3-1/2"	White	25	6.0	41CV		
1520-10		KSC-1000-S	1" S x S	5-1/8"	White	25	9.8	41CV		
1520-12		KSC-1250-S	1-1/4" S x S	5-1/4"	White	12	7.6	41CV		
1520-15		KSC-1500-S	1-1/2" S x S	5-3/4"	White	12	8.2	41CV		
1520-20		KSC-2000-S	2" S x S	6"	White	12	12.4	41CV		
1520-30			3" S x S	9"	White	4	11.0	41CV		
1520-40			4" S x S	9-1/2"	White	1	4.3	41CV		
1520V20			2" S x S w/ VITON Seal	6"	White	12	12.4	41CV		
CPVC										
 <p>CPVC</p>	1520H10		1" S x S	5-1/8"	Gray	25	9.8	41CV	CPVC	
	1520H15		1-1/2" S x S	5-3/4"	Gray	12	8.2	41CV		
	1520H20		2" S x S	6"	Gray	12	12.4	41CV		
	1520H30		3" S x S	9"	Gray	4	11.0	41CV		
	1520H40		4" S x S	9-1/2"	Gray	1	4.3	41CV		
Clear PVC Threaded										
 <p>Clear PVC Threaded</p>	1520C05F	KSCC-0500-T	1/2" FPT x FPT	3-1/2"	Clear	20	4.0	41CV	Clear PVC NSF/ANSI 61+372	
	1520C07F	KSCC-0750-T	3/4" FPT x FPT	3-1/2"	Clear	25	6.0	41CV		
	1520C10F	KSCC-1000-T	1" FPT x FPT	5-1/8"	Clear	25	9.8	41CV		
	1520C15F	KSCC-1500-T	1-1/2" FPT x FPT	5-3/4"	Clear	12	7.6	41CV		
	1520C15FV	KSCC-1500-T	1-1/2" FPT x FPT	5-3/4"	Clear	12	7.0	41CV		
	1520C20F	KSCC-2000-T	2" FPT x FPT	6"	Clear	12	8.2	41CV		
	Clear PVC S x S									
 <p>Clear PVC S x S</p>	1520C05	KSCC-0500-S	1/2" S x S	3-1/2"	Clear	20	4.0	41CV	Clear PVC NSF/ANSI 61+372 Except 1520C15V, 1520C20V	
	1520C07	KSCC-0750-S	3/4" S x S	3-1/2"	Clear	25	6.0	41CV		
	1520C10	KSCC-1000-S	1" S x S	5-1/8"	Clear	25	9.8	41CV		
	1520C12	KSCC-1250-S	1-1/4" S x S	5-1/4"	Clear	12	7.6	41CV		
	1520C15	KSCC-1500-S	1-1/2" S x S	5-3/4"	Clear	12	8.2	41CV		
	1520C20	KSCC-2000-S	2" S x S	6"	Clear	12	12.4	41CV		
	1520C30		3" S x S	9"	Clear	4	11.0	41CV		
	1520C40		4" S x S	9-1/2"	Clear	1	4.3	41CV		
	1520C15V		1-1/2" S x S w/ VITON Seal	5-3/4"	Clear	12	8.2	41CV		
	1520C20V		2" S x S w/ VITON Seal	6"	Clear	12	8.2	41CV		