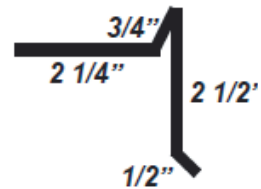
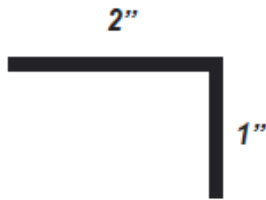


**"JC" STYLE  
GRAVEL GUARD**

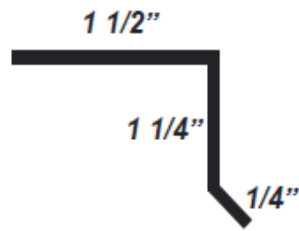


**"JO" STYLE  
GRAVEL GUARD**

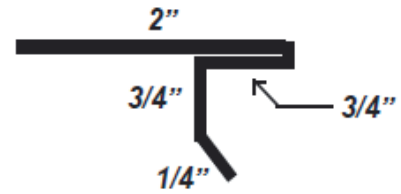
- |       |                                    |
|-------|------------------------------------|
| R56JO | Gravel Guard 5" JO style 26 ga 10' |
| R58JO | Gravel Guard 5" JO style 28 ga 10' |
| R66JC | Gravel Guard 6" JC style 26 ga 10' |
| R66JO | Gravel Guard 6" JO style 26 ga 10' |



**STYLE 'A' ROOF EDGE**



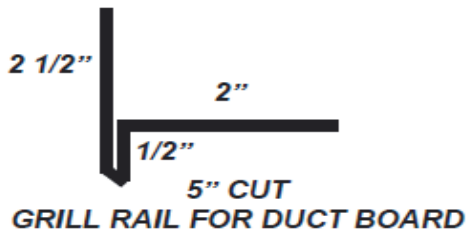
**STYLE 'AA' ROOF EDGE**



**STYLE 'D' ROOF EDGE**

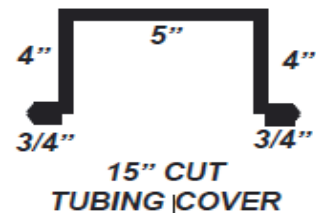
- |       |  |
|-------|--|
| R182A | Roof Edge 1"x2" 'A' Style 28 ga 10'          |
| R18AA | Roof Edge 1 1/2"x1 1/2" 'AA' style 28 ga 10' |
| R480D | Roof Edge 4 1/2" style 'D' 28 ga 10'         |

## HVAC INSTALLATION ACCESSORIES



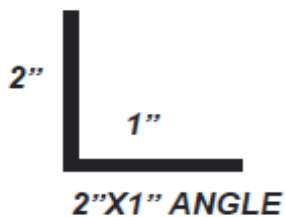
**5" CUT  
GRILL RAIL FOR DUCT BOARD**

- |       |                         |
|-------|-------------------------|
| R50GR | Grill Rail 5" 30 ga 10' |
|-------|-------------------------|



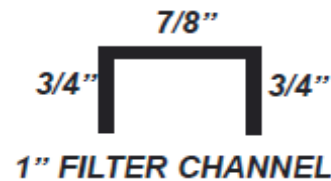
**15" CUT  
TUBING COVER**

- |       |                                 |
|-------|---------------------------------|
| TUBEC | Tubing Cover 4"x5"x4" 28 ga 10' |
|-------|---------------------------------|



**2"X1" ANGLE**

- |       |                       |
|-------|-----------------------|
| R34AN | Angle 1"x2" 24 ga 10' |
| R38AN | Angle 1"x2" 28 ga 10' |
| R48AN | Angle 2"x2" 28 ga 10' |



**1" FILTER CHANNEL**

- |       |                             |
|-------|-----------------------------|
| R18FC | Filter Channel 1" 28 ga 10' |
| R28FC | Filter Channel 2" 28 ga 10' |
| R34FC | Filter Channel 3" 24 ga 10' |

PHONE: (504) 835-7247 • FAX: (504) 835-6586

WWW.JOVAL.COM