

SIDEWINDER® FOR STEEL - Horizontal Application



Application	Product Features
	<ul style="list-style-type: none"> Made with TekS® self-drilling fasteners - no pre-drilling required. Installs into steel range from 20 gauge – 1/2" thicknesses. A standard screwgun with a depth sensitive nosepiece should be used to install TekS. For optimal fastener performance, the screwgun should be a minimum of 6 amps and have an RPM range of 0-2500. Saves time from traditional methods. Reduces installation costs. Quick to install using the Sammys Nut Driver with an 18V cordless drill/driver. Manufactured in the U.S.A.



#14 SW Red Nut Driver
Part # 8114910

Approvals	Rod Size	Part Number	Model	Screw Descriptions	Ultimate Pullout (lbs)	UL Test Load (lbs)	FM Test Load (lbs)	Min Thickness	Max Thickness	Box Qty	Case Qty
HORIZONTAL MOUNT											
	1/4"	8047957	SWD 100	1/4-14 x 1" TEKS 3	1477 (16 ga.)			.060"-16 ga	3/16"	25	125
	1/4"	8049957	SWDR 100 *	1/4-20 x 1" TEKS 3	1900 (20 ga.)			.036"-20 ga	3/16"	25	125
	3/8"	8050957	SWD 10	1/4-14 x 1" TEKS 3	1477 (16 ga.)			.060"-16 ga	3/16"	25	125
	3/8"	8080925	SWD 10-SS	1/4-14 x 1" TEKS 3	1477 (16 ga.)			.060"-16 ga	3/16"	25	125
	3/8"	8052957	SWD 20	1/4-14 x 2" TEKS 3	1477 (16 ga.)			.060"-16 ga	3/16"	25	125
	3/8"	8055957	SWDR 1 *	1/4-20 x 1" TEKS 3	1900 (20 ga.)	1500	1475	.036"-20 ga	3/16"	25	125
	3/8"	8054957	SWDR 1-1/2 *	12-24 x 1-1/2" TEKS 5	2375 (3/16")	1500	1475	.188"-3/16"	1/2"	25	125
	3/8"	8056957	SWDR 516 *	5/16-18 x 1-1/4" TEKS 3	2480 (20 ga.)	1500	1475	.036"-20 ga	3/16"	25	125
	3/8"	8057957	SWT 15	12-24 x 1-1/2" TEKS 5	2375 (3/16")			.188"-3/16"	1/2"	25	125

*Includes retaining nut



SAMMYS SWIVEL HEAD™ FOR STEEL - Swivel Application



#14 Black Nut Driver
Part # 8113910



#14 SH Orange Nut Driver
Part # 8273910

Application	Product Features
	<ul style="list-style-type: none"> Eliminates distortion of threaded rod in sloped roof applications. Accommodates 3-1/2 x 12 pitch. Installs into angled z-purlin; allows threaded rod to hang plumb. Allows 17° deflection from vertical. Manufactured in the U.S.A.

Approvals	Rod Size	Part Number	Model	Screw Descriptions	Ultimate Pullout (lbs)	UL Test Load (lbs)	FM Test Load (lbs)	Min Thick	Max Thick	Box Qty	Case Qty
SWIVEL MOUNT											
	3/8"	8137957	SH-DSTR 1*	1/4-20 X 1" TEKS 3	3220 (3/16")	1500	1475	.035"	3/16"	25	125
	3/8"	8268957	SH-TEK 50	12-24 x 1-3/4" TEKS 5	2368 (1/2" steel Vertical) 1306 (45° off Vertical) 2281 (3/16" HSS) 1585 (3/16" HSS 45° off Vertical)	1500 (Vertical) 850 (45° off Vertical)	4" 2-1/2"	3/16"	1/2"	25	125
	1/2"	8270957	SH-TEK 5.0	12-24 x 1-3/4" TEKS 5	2368 (1/2" steel Vertical) 1306 (45° off Vertical) 2281 (3/16" HSS) 1585 (3/16" HSS 45° off Vertical)			3/16"	1/2"	25	125

*Does not comply with ROHS requirements / Includes retaining nut



WOOD

STEEL

STEEL

CONCRETE

ACCESSORIES

APPROVALS

SAMMYS SWIVEL HEAD™ FOR CONCRETE - Swivel Application




MADE WITH Tapcon



#14 SH Orange Nut Driver Part # 8273910

Application



Product Features

- Installs vertically and swivels up to 89° in wood & concrete structures.
- Eliminates distortion of threaded rod.
- 1/4" pre-drilled pilot hole required.
- Concrete installation tool available for a one piece installation process.
- Manufactured in the U.S.A.

Approvals	Rod Size	Part Number	Model	Screw Descriptions	Ultimate Pullout (lbs)*	Box Qty	Case Qty
SWIVEL MOUNT							
	3/8"	8269957	SH-GST/CST 20	5/16 x 1-3/4"	2537 in 3000 psi concrete 1459 @ 45° off vertical in 3000 psi concrete 2852 in 6000 psi concrete 1636 @ 45° off vertical in 6000 psi concrete	25	125
	1/2"	8303957	SH-GST/CST 2.0	5/16 x 1-3/4"	2537 in 3000 psi concrete 1459 @ 45° off vertical in 3000 psi concrete 2852 in 6000 psi concrete 1636 @ 45° off vertical in 6000 psi concrete	25	125

Note: UL Listed for wood - see page 5


* Tested in 3000 PSI concrete

CONCRETE / WOOD INSTALLATION KIT




Application

Rotary Hammer Drill into concrete



Hammer Drill into concrete



Part Number	Description	Each Qty
8122910	Concrete Installation Kit (a)	
Kit includes the following items:		
8113910	#14 Black Nut Driver (b)	1
8114910	#14 SW Red Nut Driver (c)	1
8116910	#250 Bit (1/4") (d)	1
8117910	SDS Bit (1/4") (e)	1
8118910	7/32 Wood Bit (f)	1
8120910	HEX 250 Bit Receiver (1/4") (g)	1
8098910	SL 250 Sleeve (h)	1
8121910	SDS B250 Bit Receiver (1/4")*	1

*Only sold separately - not included in kit.