

## Genesis® Series Cable Part Numbers, Packaging and Color Codes

All Genesis® Series Cable products come with an eight digit part number:

- The first four digits represent the product
- The next two digits represent the packaging
- The last two digits represent the color code

For Example:

This is a 500' Pull Box of Black

RG6U 60% AL

5003 = RG6U 60% AL

55 = 500' Pull Box

08 = Black



### COLORS


Color Code	Color
00	Clear
01	White
02	Yellow
03	Orange
04	Red
05	Green
06	Blue
07	Brown
08	Black
09	Gray
10	Purple
11	Pink
12	Natural
13	Beige
40	Violet
41	Fluorescent Pink
45	Neon Green
99	Unjacketed
1G	White w/ Green Stripe
1A	White w/ Orange Stripe
1R	White w/Red Stripe
4B	Red w/Blue stripe
4G	Red w/Green Stripe
4K	Red w/Black Stripe
4P	Red w/Purple Stripe
4W	Red w/White Stripe
4Y	Red w/Yellow Stripe
6R	Blue w/Red Stripe
6Y	Blue w/Yellow Stripe

### PACKAGING

Packaging Code	Put up
01	250' Reel
03	4 x 250' Reel
05	250' SPEED BOX® Pull Box
09	250' Speed Bag®
10	1000' Reel
11	1000' SPEED BOX® Pull Box
18	1000' Speed Bag®
21	1000' SPEED BOX® Reel-In-A-Box
25	2500' Reel
39	5 x 50' Coil
43	100' Reel
46	125' Speed Bag®
48	4 x 500' Reel
54	500' Reel (1 of 4-pack)
55	500' SPEED BOX® Pull Box
58	500' Speed Bag®
61	500' SPEED BOX® Reel-In-A-Box
86	1000' REACT™ Packaging
87	500' REACT™ Packaging


\* See Selection Guide on [www.honeywellcable.com](http://www.honeywellcable.com) for complete list of product options.

## Mini-Split



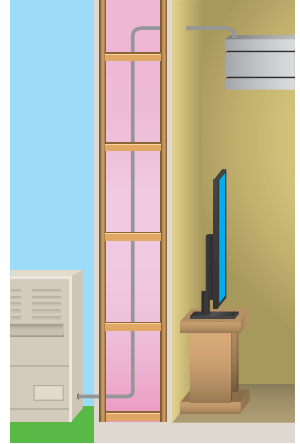
### Metal Clad Mini-Split Cables

For systems where indoor unit is powered from the condenser.



### Mini-Split Tray Cables

For systems where indoor unit is powered from the condenser.



### Low-Voltage Mini-Split Cables

For systems where the interconnection cable is only for communication.

#### JACKETED METAL CLAD - TYPE MC

AWG	Number of Conductors	Stranding	Shield	Voltage Rating (max.)	Nominal Outer Diameter (inches)	Average Weight (Pounds/1000')	Product Code
14	4	7 Strand	Unshielded	600V	0.574	153.0	1075

#### TRAY CABLE - TYPE TC

AWG	Number of Conductors	Stranding	Shield	Voltage Rating (max.)	Nominal Outer Diameter (inches)	Average Weight (Pounds/1000')	Product Code
16	4	19 Strand	Unshielded	600V	0.350	75.0	1068
14	4	19 Strand	Unshielded	600V	0.390	100.0	1070
14	7	19 Strand	Unshielded	600V	0.460	155.5	1073

#### LOW VOLTAGE

AWG	Number of Conductors	Stranding	Shield	Voltage Rating (max.)	Nominal Outer Diameter (inches)	Average Weight (Pounds/1000')	Product Code
18	4	19 Strand	Shielded	300V	0.178	30.1	1215
16	2	26 Strand	Shielded	300V	0.178	25.7	1221
18	2	19 Strand	Unshielded	300V	0.148	14.7	1118
18	3	19 Strand	Shielded	300V	0.161	24.4	1228