

CATALOG SECTION G NUMBERING SYSTEM

TYPE OF VALVE

- AV = Angle Key Yoke Valve or Service Valve
- B = Ball Valve
- BA = Angle Ball Valve
- BF = Flanged Ball Valve
- BFA = Flanged Angle Ball Valve
- BL = Ball Valve (long)
- BLA = Blow-Off Ball Valve
- BH = 5/8" Ball Valve with a Heavy Tee-Head
- BRW = Reclaimed Water Tee-Head
- FV = Flanged Angle Key Valve
- KV = Angle Key Meter Valve
- SG = Straight Compression Valve
- SV = Straight Key Valve
- UV = Branch Key Valve Assembly
- UAV = Angle Branch Key Valve Assembly
- UVB = Branch Ball Valve Assembly
- UAVB = Angle Branch Ball Valve Assembly
- UVZS = Branch Key Curb Stop Assembly
 - Z = Curb Stop (standard)
 - ZL = Curb Stop (long)
 - ZS = Curb Stop (short)
 - ZX = 1/2" Curb Stop (plug style)

SIZE OF INLETS - OUTLETS

(one end - other end)

- 1 = 1/2" (or 5/8" meter nut)
- 2 = 5/8" (or 5/8" x 3/4" and 3/4" meter nut)
- 3 = 3/4"
- 4 = 1"
- 5 = 1-1/4"
- 6 = 1-1/2"
- 7 = 2"
- 8 = 2-1/2"

METER NUTS

- 1 = 5/8"
- 2 = 5/8" x 3/4" and 3/4"
- 4 = 1"

METER FLANGES

- 6 = 1-1/2"
- 7 = 2"

VALVE SIZE

- 1 = 1/2"
- 2 = 5/8"
- 3 = 3/4"
- 4 = 1"
- 5 = 1-1/4"
- 6 = 1-1/2"
- 7 = 2"

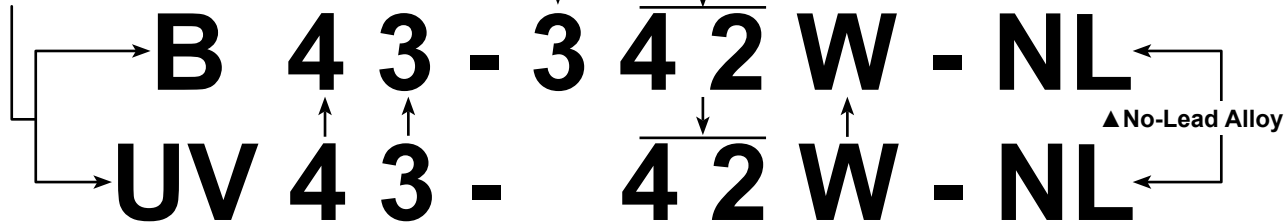
TYPE OF INLETS - OUTLETS

(one end - other end)

- 1 = Female Iron Pipe Threads
- 2 = Flare Copper Tube Nut
- 3 = Meter Nut or Flange
- 4 = Pack Joint for Plastic or Copper Tube (CTS)
- 5 = Pack Joint for Iron Pipe
- 6 = Pack Joint for PE Pipe
- 7 = Pack Joint for PVC Pipe (Schedule 40 and 80)
- 8 = Male Iron Pipe Threads
- 9 = Yoke Nose
- 0 = Female Copper Tube Nut Thread or 'Special'

OPTIONAL FEATURES

- D = Test/Drain Valve
- G = Grip Joint (for 3/4" - 2" CTS and 3/4" and 1" PEP)
- IDR7 = Inner Dimension Ratio for 1-1/2" and 2" PE Pipe
- M = Minneapolis Pattern
- NE = New England Threads
- OR = Open Right
- Q = Quick Joint
- R = 360° Tee-head Rotation
- SW = Stop and Waste
- TW-Q = CTS Quick Joint with Tracer Wire Terminal
- U-AWT = Ultra-Tite (components assembled watertight)
- W = Padlock Wing



▲ Ford Meter Box no-lead brass products manufactured from UNS/CDA No. 89833 alloy shall contain no more than 0.25% total lead content by weight. United States federal and state laws allow the use of products manufactured from UNS C83600 85-5-5-5 brass alloy for only non-potable water systems within the United States. The same UNS C83600 85-5-5-5 brass alloy, also referenced as gunmetal or LG2, is specified and used in potable water systems in most other countries.

Remove "-NL" from catalog number to have products manufactured from UNS C83600 85-5-5-5 brass alloy.

Parties responsible for monitoring and maintaining proper water system design must exercise full responsibility in understanding and upholding the full intent and scope of applicable lead laws.

Note: See item listings in catalog section to assure that desired sizes and options are available.

Please Note:

Consult the Ford Meter Box Company, Inc. website (www.fordmeterbox.com) for the most recent catalog information. The Ford Meter Box Company considers the information in this catalog to be correct at the time of publication. Items and option availability, including specifications, are subject to change without notice. Please verify that your product information is current.

Information

Features of the Ford Ball Valve

Ford Ball Valve Curb Stops are ideal for use in water service lines. Watertight in either direction at pressures up to 300 psi, easy turning, nonbinding, and minimum pressure loss — these characteristics are added to superb design, quality, and precise manufacturing.

Standard Ford Ball Valve

Ford Ball Valves are designed to withstand working pressures up to **300 psi**.

1-1/2" and 2" Stop-and-Waste Ball Valves are rated to 150 psi

Variety of end connections available — for copper, iron, plastic, or direct to meter. Ends are integral or secured with adhesive to prevent unintentional disassembly

A bronze or plastic ring locks the stem solidly into the body of the valve

Solid one piece tee-head and stem

Sturdy stops allow 90° motion and are enclosed and protected

EPDM O-rings in the stem assure permanent watertight seal at top

Stainless steel reinforcing ring molded into seats

Molded EPDM seat(s) support the ball. Valve is watertight and is a non-directional valve

*Heavy cast bronze body is engineered to withstand pipe stresses

Fluorocarbon-coated brass ball provides maximum flow capacity and ease of turning

* All Ford Meter Box brass conforms to AWWA Standard C800 (UNS No. C89833 - no-lead alloy — ASTM B62 and ASTM B584).

PRESSURE REQUIREMENTS

The AWWA Standard C800 specifies normal pressure service line valves shall be suitable for use with water at 100 psi for 1" and smaller sizes, and 80 Psi for 1-1/4" through 2" sizes. Ford Key Style Valves are designed for normal service line pressure conditions. Use Ford Ball Valves for higher pressure requirements.

Information

Features of the Ford Ball Valve Options Available

COMPRESSION OPTIONS

Pack Joint Nut



*Grip Joint Nut




Quick Joint Nut



▶ Ultra-Tite



Padlock Wings



360° Tee-head Rotation



Reclaimed Water Tee-head



Valve Lock Caps



Gate Valve Operating Nut



Minneapolis Pattern Valve



Stop and Waste Feature



Handles for Valves



Drain/Test Valve Option



Tracer Wire Terminal

ALL TYPES OF CONNECTIONS

Ford Curb Stops and Meter Valves are available with a wide variety of connections. Make your selection from compression, flare, female or male style fittings for copper, iron, polyethylene, PVC and lead.

- **Pack Joint** is the standard offering for all compression fittings. Other options may be available. See below for details
- **Grip Joint instead of Pack Joint for CTS** (for all sizes) or **PEP** (3/4" or 1") can be ordered by adding "-G" to the catalog number. Example: B41-333-G-NL
- **Quick Joint** is available for items indicated with a ♦. Add a "-Q" to the catalog number. Example: B41-333-Q-NL
- **Ultra-Tite** is available for items indicated with a ▶. Add "-U-AWT" to the catalog number. Example: B44-333-U-AWT-NL

PADLOCK WINGS

Most valves are available with padlock wings (except for Minneapolis Valve or where noted). Add "W" to catalog number. Example: B11-333W-NL. "W" in a listed catalog number indicates that the valve is available with padlock wings only.

360° TEE-HEAD ROTATION

Standard tee-head stops on the body to permit 90° turn *only*. Full 360° tee-head rotation is available. Add "R" to catalog number. Example: B21-333R-NL.

RECLAIMED WATER BALL VALVE TEE-HEAD

A distinctive tee-head with "Reclaimed Water" lettering for easy identification is available on 3/4" through 2" Ball Valves. Insert "RW" into the catalog number. Example: BRW11-333W-NL. Tee-head sold only with padlock wings.

VALVE LOCK CAPS

Lock caps are available for 5/8" through 2" Ball Valves and 3/4" Angle Key Valves. See page 38 to order.

2" GATE VALVE OPERATING NUT

Adapts tee-head on 1-1/4", 1-1/2" and 2" Ball Valves (listed on pages 6 - 13) for operation with standard gate valve wrenches. See page 38 to order.

MINNEAPOLIS PATTERN VALVE

Threads are available around the valve body in order to attach Minneapolis style curb boxes. 3/4" and 1" valves have 1-1/2" threads; 1-1/4", 1-1/2" and 2" valves have 2" threads. If an additional size is required other than the sizes listed, please contact the factory for availability.

STOP-AND-WASTE FEATURE

Stop-and-waste valves allow the downstream service line to drain when in the closed position. This feature is typically used to avoid damage to the service line caused by freezing. Valves available with this option are indicated with an asterisk (*). For 3/4" and 1" valves, insert "C" and add "SW" to the catalog number. Example: BC11-333SW-NL. (**) For 1-1/2" and 2" valves, add "SW" to the catalog number. Example: B11-666SW-NL.

HANDLES FOR VALVES

Handles for valves are available. Ordering information and descriptions are found on pages 37 and 38.

DRAIN/TEST VALVE OPTION

For Ford Ball Service Valves. See page 33.



TRACER WIRE TERMINAL

Available on 3/4", 1", 1-1/4", 1-1/2" and 2" CTS Quick Joint Nuts, add "-TW-Q" to the catalog number.

Ford Ball Service Valves

5/8" Ball Valves

When used in a 3/4" service line, this compact, well-designed valve offers the many advantages of Ford Ball Valves at a lower cost. The smooth, tapered water passages result in excellent flow characteristics. Construction features are shown on page 4. Some styles are available in special, longer lengths.



Female Iron Pipe Thread Both Ends

| CATALOG NUMBER | DESCRIPTION | | | APPROX. WT. LBS. |
|-----------------|-------------|------------|-------------|------------------|
| | VALVE SIZE | INLET SIZE | OUTLET SIZE | |
| B11-211-NL | 5/8" | 1/2" | 1/2" | 1.0 |
| B11-231-NL | 5/8" | 3/4" | 1/2" | 1.1 |
| B11-233-NL | 5/8" | 3/4" | 3/4" | 1.1 |
| ▼ B11-233WW-NL | 5/8" | 3/4" | 3/4" | 1.2 |
| BL11-233-NL | 5/8" | 3/4" | 3/4" | 1.3 |
| BL11-233-3-5-NL | 5/8" | 3/4" | 3/4" | 1.2 |

▼ "WW" indicates double padlock wings for locking in either on or off position.

Flare Copper Inlet by Female Iron Pipe Thread Outlet

| CATALOG NUMBER | VALVE SIZE | DESCRIPTION | | APPROX. WT. LBS. |
|-------------------|------------|-------------------|----------|------------------|
| | | FLARE COPPER SIZE | FIP SIZE | |
| B21-231-NL | 5/8" | 3/4" | 1/2" | 1.5 |
| B21-233-NL | 5/8" | 3/4" | 3/4" | 1.5 |
| BL21-233-4-375-NL | 5/8" | 3/4" | 3/4" | 1.7 |

Flare Copper Both Ends

| CATALOG NUMBER | DESCRIPTION | | | APPROX. WT. LBS. |
|----------------|-------------|------------|-------------|------------------|
| | VALVE SIZE | INLET SIZE | OUTLET SIZE | |
| B22-233-NL | 5/8" | 3/4" | 3/4" | 2.5 |

Pack Joint for Copper or Plastic Tubing (CTS) by Female Iron Pipe Thread Outlets

| CATALOG NUMBER | VALVE SIZE | DESCRIPTION | | APPROX. WT. LBS. |
|----------------|------------|-------------|----------|------------------|
| | | CTS SIZE | FIP SIZE | |
| B41-211-NL | 5/8" | 1/2" | 1/2" | 1.2 |
| ▶ B41-231-NL | 5/8" | 3/4" | 1/2" | 1.4 |
| ▶♦ B41-233-NL | 5/8" | 3/4" | 3/4" | 1.4 |
| BL41-233-NL | 5/8" | 3/4" | 3/4" | 1.6 |

Pack Joint for Iron Pipe Inlet by Female Iron Pipe Outlet

| CATALOG NUMBER | VALVE SIZE | DESCRIPTION | | APPROX. WT. LBS. |
|----------------|------------|-------------|----------|------------------|
| | | PJ/IP SIZE | FIP SIZE | |
| B51-211-NL | 5/8" | 1/2" | 1/2" | 1.3 |
| B51-233-NL | 5/8" | 3/4" | 3/4" | 1.4 |

Pack Joint for Plastic Pipe (PEP) Inlet by Female Iron Pipe Outlet

| CATALOG NUMBER | VALVE SIZE | DESCRIPTION | | APPROX. WT. LBS. |
|----------------|------------|-------------|----------|------------------|
| | | PEP SIZE | FIP SIZE | |
| ▶ B61-231-NL | 5/8" | 3/4" | 1/2" | 1.5 |
| ▶ B61-233-NL | 5/8" | 3/4" | 3/4" | 1.5 |

Pack Joint for PVC*** Pipe Inlet by Female Iron Pipe Outlet

| CATALOG NUMBER | VALVE SIZE | DESCRIPTION | | APPROX. WT. LBS. |
|----------------|------------|-------------|----------|------------------|
| | | PVC SIZE | FIP SIZE | |
| B71-233-NL | 5/8" | 3/4" | 3/4" | 1.6 |

*** Ford Pack Joints for PVC are only recommended for Schedule 40 and Schedule 80 pipe.

Note: Length of valve is measured less the flare nut or pack joint nut.

Options Available

Grip Joint for CTS (3/4" and 1") and PEP (3/4" and 1") is available. Add "-G" to the catalog number. Example: B61-233-G-NL.

♦ **Quick Joint** is available on this valve with the padlock wing feature. Add "W-Q" to the catalog number. Example: B41-233W-Q-NL.

▶ **Ultra-Tite** is available. Add "-U-AWT" to the catalog number. (Consists of components assembled watertight.)

See page 5 for specific details on above options.

Ford Ball Service Valves - Continued

5/8" Ball Valves




Male Iron Pipe Thread by Female Iron Pipe Outlet

| CATALOG NUMBER | DESCRIPTION | | | APPROX. WT. LBS. |
|----------------|-------------|----------|----------|------------------|
| | VALVE SIZE | MIP SIZE | FIP SIZE | |
| B81-231W-NL | 5/8" | 3/4" | 1/2" | 1.1 |
| B81-233-NL | 5/8" | 3/4" | 3/4" | 1.0 |



Male Iron Pipe Thread by Pack Joint for Copper or Plastic Tubing (CTS)

| CATALOG NUMBER | DESCRIPTION | | | APPROX. WT. LBS. |
|----------------|-------------|----------|----------|------------------|
| | VALVE SIZE | MIP SIZE | CTS SIZE | |
| ▶♦ B84-233-NL | 5/8" | 3/4" | 3/4" | 1.4 |




Pack Joint for Copper or Plastic Tubing (CTS) Both Ends

| CATALOG NUMBER | DESCRIPTION | | | APPROX. WT. LBS. |
|----------------|-------------|------------|-------------|------------------|
| | VALVE SIZE | INLET SIZE | OUTLET SIZE | |
| B44-211-NL | 5/8" | 1/2" | 1/2" | 1.5 |
| ♦ B44-233-NL | 5/8" | 3/4" | 3/4" | 1.8 |



Pack Joint for Plastic Pipe (PEP) Both Ends


| CATALOG NUMBER | DESCRIPTION | | | APPROX. WT. LBS. |
|----------------|-------------|------------|-------------|------------------|
| | VALVE SIZE | INLET SIZE | OUTLET SIZE | |
| ▶ B66-233-NL | 5/8" | 3/4" | 3/4" | 2.0 |



Pack Joint for PVC*** Pipe Both Ends

| CATALOG NUMBER | DESCRIPTION | | | APPROX. WT. LBS. |
|----------------|-------------|------------|-------------|------------------|
| | VALVE SIZE | INLET SIZE | OUTLET SIZE | |
| B77-233-NL | 5/8" | 3/4" | 3/4" | 2.2 |

*** Ford Pack Joints for PVC are only recommended for Schedule 40 and Schedule 80 pipe.



Male Iron Pipe Thread by Pack Joint for PVC*** Pipe

| CATALOG NUMBER | DESCRIPTION | | | APPROX. WT. LBS. |
|----------------|-------------|----------|----------|------------------|
| | VALVE SIZE | MIP SIZE | PVC SIZE | |
| B87-233-NL | 5/8" | 3/4" | 3/4" | 1.6 |

*** Ford Pack Joints for PVC are only recommended for Schedule 40 and Schedule 80 pipe.

Pack Joint for Copper or Plastic Tubing (CTS) by Flare Copper Outlet

| CATALOG NUMBER | DESCRIPTION | | | APPROX. WT. LBS. |
|----------------|-------------|----------|---------------|------------------|
| | VALVE SIZE | MIP SIZE | FL. COP. SIZE | |
| ▶ B42-233-NL | 5/8" | 3/4" | 3/4" | - |

Options Available

Grip Joint for CTS (3/4" - 2") and PEP (3/4" and 1") is available. Add "-G" to the catalog number. Example: B66-233-G-NL.

♦ **Quick Joint** is available on this valve with the padlock wing feature. Add "W-Q" to the catalog number.

▶ **Ultra-Tite** is available. Add "-U-AWT" to the catalog number. (Consists of components assembled watertight.)

Tracer Wire Terminal available on 3/4" CTS Quick Joint Nuts, add "-TW-Q" to the catalog number.

Padlock Wings - All valves are available with padlock wings. Add "W" to catalog number.

Standard tee-head stops on the body to permit 90° turn *only*. **Full 360° tee-head rotation** is available. Add "R" to catalog number. Example: B84-233R-NL.

Lock Caps are available for 5/8" through 2" ball valves and can be ordered from page 38.

Handles are available for ball valves; see page 37.

See page 5 for specific details on above options.