

FEATURES & SPECIFICATIONS

INTENDED USE — Use in high-mounting heights that require high efficiencies and horizontal illumination. Ideal for general manufacturing areas, storage areas and warehouse aisles.

ATTRIBUTES — Distributor pack consists of ballast housing, reflector and lamp together in one carton.

CONSTRUCTION — Housing — Heavy-duty, die-cast aluminum halves. Ballast and electrical components are heat-sunk and horizontally opposed. Integral splice box mounting flange ensures structural integrity.

FINISH — Housing — Electrostatically applied white polyester powder paint.

OPTICAL SYSTEM — High-efficiency, anodized, spun aluminum reflector features exclusive contoured design that minimizes color shift. Self-cleaning ventilated design carries contaminants out of the top of the reflector.

ELECTRICAL SYSTEM — Ballast: All ballasts are 100% factory tested. HPS: Constant wattage autotransformer; MH: Super CWA Pulse Start ballasts, 88% efficient and EISA legislation compliant, are required for 250-450W (must order SCWA option) for US shipments only. CSA, NOM or INTL required for probe start shipments outside the US.

Socket: Vertically oriented mogul base PROTECTED EXCLUSIONARY base "PINK" socket with copper alloy nickel plated screw shell and center contact. For use with "O" rated protected metal halide lamps only.

INSTALLATION — Pendant Splice Box — Removable cast-aluminum box slides on integral die-cast aluminum housing mounting flange and mounts to 3/4" pendant conduit prior to ballast housing installation. Matching wire access cover accepts Reloc modular wiring. Complete assembly meets or exceeds UL 50-pound pull test.

Optic Mounting — Reflector mounting brackets are progressively die-formed of 18-gauge galvanized steel.

LISTINGS — UL listed -30°C to 55°C ambient operations & damp locations. UL Listed to US and Canadian Standards (see Options). NOM Certified (see Options).

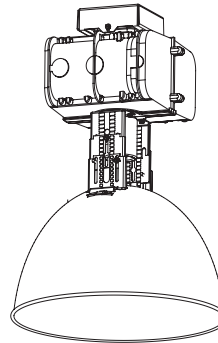
WARRANTY — 1-year limited warranty. Complete warranty terms located at: www.acuitybrands.com/CustomerResources/Terms_and_conditions.aspx

NOTE: Actual performance may differ as a result of end-user environment and application. Specifications subject to change without notice.

Catalog Number
Notes
Type

Open High Bay Industrial Lighting

THD A15



DISTRIBUTOR PACK

15" ALUMINUM OPTICAL

Protected Metal Halide
400W

High Pressure Sodium
400W

18' to 30' mounting

Specifications

Installed height: 191/2 (49.50)

Installed width: 141/8 (35.90)

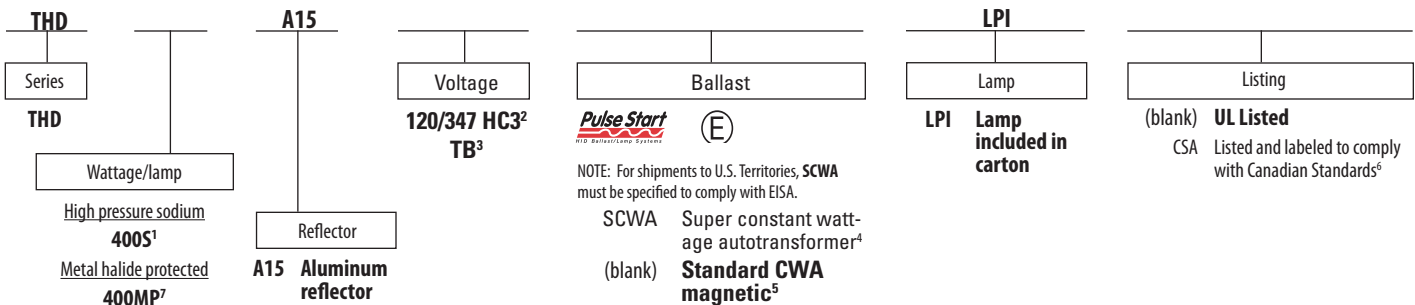
Weight: 21 lbs (10 kg)

All dimensions are inches (centimeters) unless otherwise specified.

ORDERING INFORMATION

For shortest lead times, configure product using **standard options (shown in bold)**.

Example: THD 400MP A15 TB LPI



Accessories

Order as separate catalog numbers.

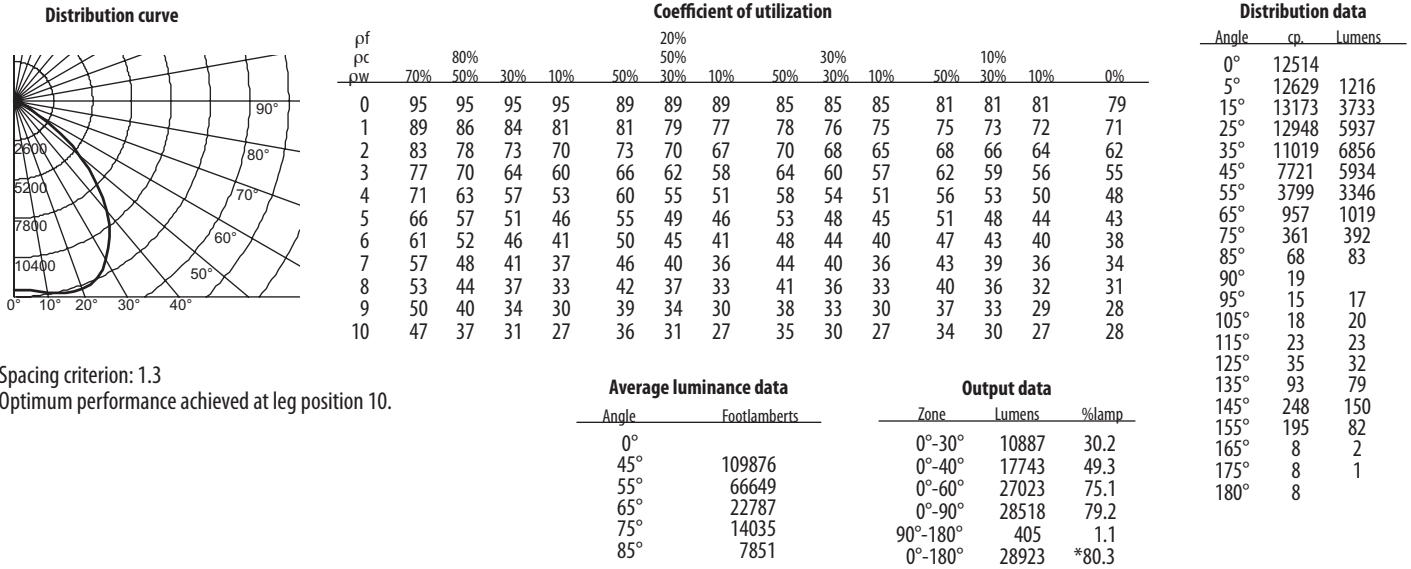
HKM	Fixture hook male
LPM	Fixture loop male
OCS 277 05	RELOC [®] wiring 277V connector, 5' cord
SCK	60" safety chain kit

NOTES:

- 1 400S available only with TB voltage.
- 2 120/347 HC3 includes hook and 3' cord. Requires CSA listing.
- 3 Multi-tap ballast (120, 208, 240, 277V).
- 4 SCWA available with 400M TB only.
- 5 Available for shipment outside U.S. only.
- 6 CSA available with 120/347 HC3 only.
- 7 These wattages comply with California Title 20.

THD A15 High Bay

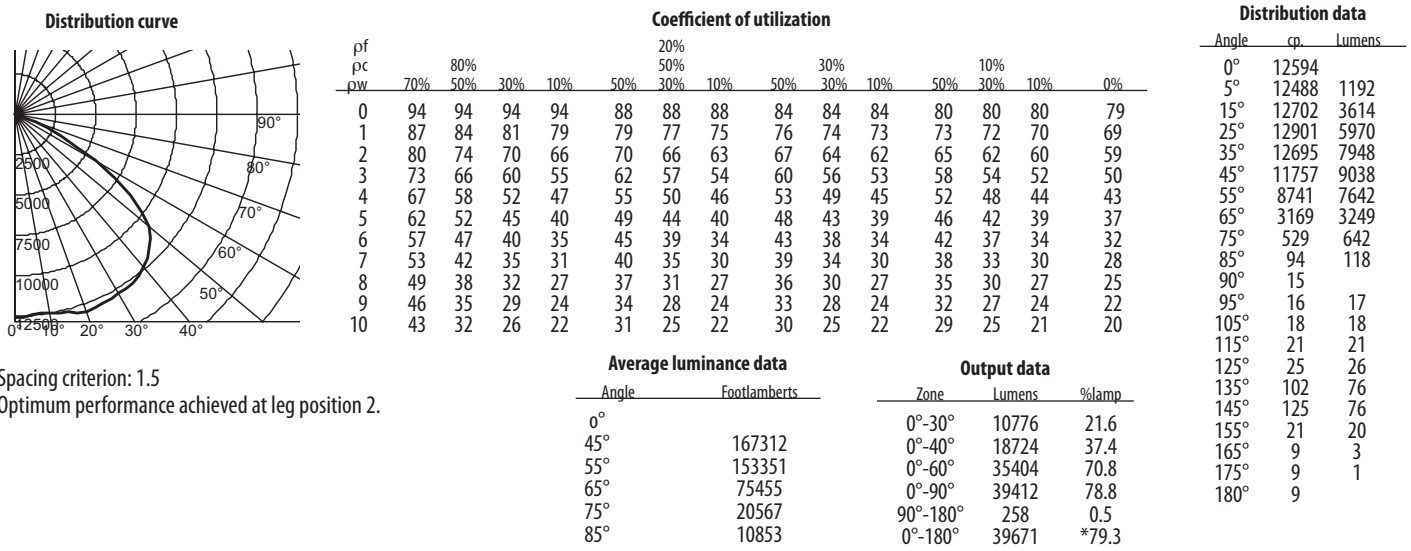
THD 400MP A15 SCWA, leg position 10, 400W, clear metal halide lamp, 36,000 rated lumens. Test No. LTL 13747.



Spacing criterion: 1.3
Optimum performance achieved at leg position 10.

* Fixture Efficiency

THD 400S A15, leg position 2, 400W, clear high pressure sodium lamp, 50,000 rated lumens. Test No. LTL 13779.



Spacing criterion: 1.5
Optimum performance achieved at leg position 2.

* Fixture efficiency