
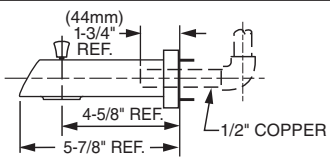

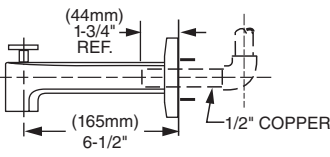

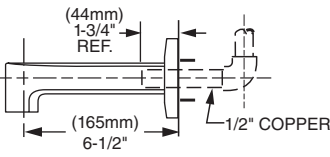
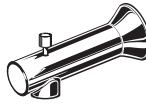
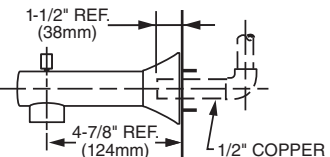

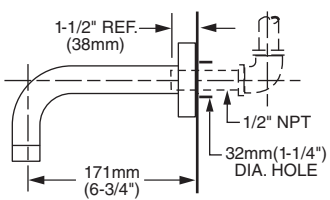

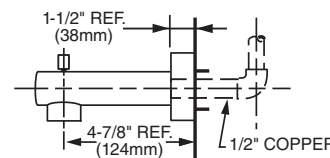

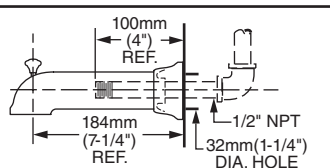

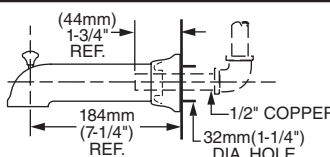

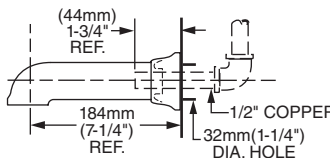

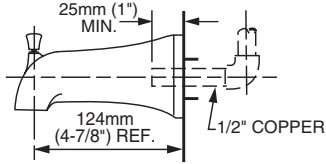

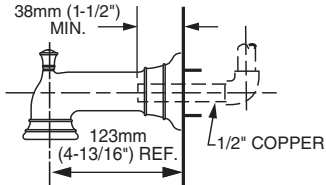

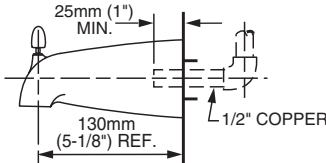

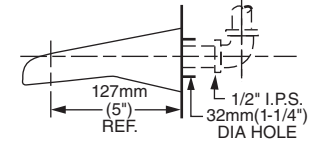

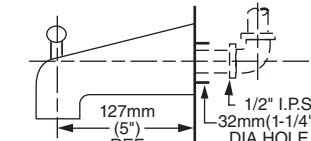

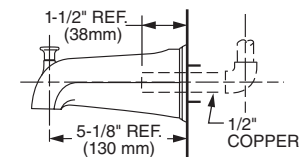

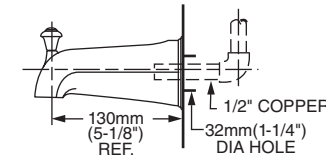

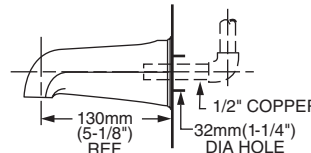

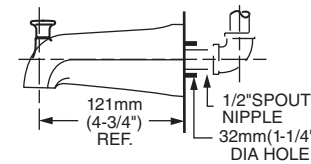


Model #	Description	Finishes	Roughing-In Dimensions
 <p>8888.086 GREEN TEA® SLIP-ON DIVERTER TUB SPOUT</p> <ul style="list-style-type: none"> • For 1/2" copper pipe • Metal Construction • 4-5/8" length to center of stream straightener 	.002 Polished Chrome .075 Stainless Steel	 <p>(44mm) 1-3/4" REF. 4-5/8" REF. 5-7/8" REF. 1/2" COPPER</p>	
 <p>8888.091 MOMENTS™ SLIP-ON BRASS DIVERTER TUB SPOUT</p> <ul style="list-style-type: none"> • For 1/2" copper pipe • All Brass Construction • 6-1/2" length to center of stream straightener 	.002 Polished Chrome .075 Stainless Steel	 <p>(44mm) 1-3/4" REF. (165mm) 6-1/2" 1/2" COPPER</p>	
 <p>8888.092 MOMENTS SLIP-ON BRASS TUB SPOUT</p> <ul style="list-style-type: none"> • For 1/2" copper pipe • All Brass Construction • 6-1/2" length to center of stream straightener 	.002 Polished Chrome .075 Stainless Steel	 <p>(44mm) 1-3/4" REF. (165mm) 6-1/2" 1/2" COPPER</p>	
 <p>8888.743 BERWICK® SLIP-ON DIVERTER TUB SPOUT</p> <ul style="list-style-type: none"> • For 1/2" copper pipe • Metal Construction • 4-7/8" length to center of stream straightener 	.002 Polished Chrome .295 Satin Nickel (PVD)	 <p>1-1/2" REF. (38mm) 4-7/8" REF. (124mm) 1/2" COPPER</p>	
 <p>8888.421 SERIN® BRASS TUB SPOUT</p> <ul style="list-style-type: none"> • 1/2" IPS Connection • All Brass Construction • 6-3/4" length to center of stream straightener 	.002 Polished Chrome .295 Satin Nickel (PVD)	 <p>1-1/2" REF. (38mm) 171mm (6-3/4") 1/2" NPT 32mm(1-1/4") DIA. HOLE</p>	
 <p>8888.087 SERIN SLIP-ON DIVERTER TUB SPOUT</p> <ul style="list-style-type: none"> • For 1/2" copper pipe • Metal Construction • 4-7/8" length to center of stream straightener 	.002 Polished Chrome .295 Satin Nickel (PVD)	 <p>1-1/2" REF. (38mm) 4-7/8" REF. (124mm) 1/2" COPPER</p>	
 <p>8888.315 TOWN SQUARE DIVERTER TUB SPOUT</p> <ul style="list-style-type: none"> • 1/2" IPS Connection • Metal Construction • 7-1/4" length to center of stream straightener. 	.002 Polished Chrome .295 Satin Nickel (PVD)	 <p>100mm (4") REF. 184mm (7-1/4") REF. 1/2" NPT 32mm(1-1/4") DIA. HOLE</p>	
 <p>8888.088 TOWN SQUARE® SLIP-ON DIVERTER TUB SPOUT</p> <ul style="list-style-type: none"> • For 1/2" copper pipe • Metal Construction • 7-1/4" length to center of stream straightener. 	.002 Polished Chrome .224 Oil Rubbed Bronze .295 Satin Nickel (PVD)	 <p>(44mm) 1-3/4" REF. 184mm (7-1/4") REF. 1/2" COPPER 32mm(1-1/4") DIA. HOLE</p>	
 <p>8888.089 TOWN SQUARE SLIP-ON TUB SPOUT</p> <ul style="list-style-type: none"> • For 1/2" copper pipe • Metal Construction • 7-1/4" length to center of stream straightener. 	.002 Polished Chrome .224 Oil Rubbed Bronze .295 Satin Nickel (PVD)	 <p>(44mm) 1-3/4" REF. 184mm (7-1/4") REF. 1/2" COPPER 32mm(1-1/4") DIA. HOLE</p>	

Model #	Description	Finishes	Roughing-In Dimensions
 <p>8888.017 COPELAND™ SLIP-ON DIVERTER TUB SPOUT</p> <ul style="list-style-type: none"> • For 1/2" Copper Pipe • Metal Construction • 4-7/8" length to center of stream straightener. 	<p>.002 Polished Chrome .224 Oil Rubbed Bronze .295 Satin Nickel (PVD)</p>	 <p>25mm (1") MIN. 124mm (4-7/8") REF. 1/2" COPPER</p>	
 <p>8888.094 QUENTIN™ SLIP-ON DIVERTER TUB SPOUT</p> <ul style="list-style-type: none"> • For 1/2" Copper Pipe • Metal Construction • 4-5/8" length to center of stream straightener. 	<p>.002 Polished Chrome .224 Oil Rubbed Bronze .295 Satin Nickel (PVD)</p>	 <p>38mm (1-1/2") MIN. 123mm (4-13/16") REF. 1/2" COPPER</p>	
 <p>8888.054 TROPIC® SLIP-ON DIVERTER TUB SPOUT</p> <ul style="list-style-type: none"> • For 1/2" Copper Pipe • Metal Construction • 5-1/8" length to center of stream straightener. 	<p>.002 Polished Chrome .295 Satin Nickel (PVD)</p>	 <p>25mm (1") MIN. 130mm (5-1/8") REF. 1/2" COPPER</p>	
 <p>8888.033 DELUXE 5" BRASS TUB SPOUT</p> <ul style="list-style-type: none"> • 1/2" IPS Connection • All Brass Construction 	<p>.002 Polished Chrome .295 Satin Nickel (PVD)</p>	 <p>127mm (5") REF. 1/2" I.P.S. 32mm(1-1/4") DIA HOLE</p>	
 <p>8888.022 DELUXE 5-1/8" BRASS DIVERTER TUB SPOUT</p> <ul style="list-style-type: none"> • 1/2" IPS Connection • All Brass Construction 	<p>.002 Polished Chrome .295 Satin Nickel (PVD)</p>	 <p>127mm (5") REF. 1/2" I.P.S. 32mm(1-1/4") DIA HOLE</p>	
 <p>8888.730 PORTSMOUTH SLIP-ON DIVERTER TUB SPOUT</p> <ul style="list-style-type: none"> • For 1/2" Copper Pipe • Metal Construction 	<p>.002 Polished Chrome .224 Oil Rubbed Bronze .295 Satin Nickel (PVD)</p>	 <p>1-1/2" REF. (38mm) 5-1/8" REF. (130mm) 1/2" COPPER</p>	
 <p>8888.055 DELUXE DIVERTER TUB SPOUT</p> <ul style="list-style-type: none"> • 1/2" IPS Connection • Metal Construction 	<p>.002 Polished Chrome .295 Satin Nickel (PVD)</p>	 <p>130mm (5-1/8") REF. 1/2" COPPER 32mm(1-1/4") DIA HOLE</p>	
 <p>8888.056 SLIP-ON NON DIVERTER TUB SPOUT</p> <ul style="list-style-type: none"> • For 1/2" Copper Pipe • Metal Construction 	<p>.002 Polished Chrome .224 Oil Rubbed Bronze</p>	 <p>130mm (5-1/8") REF. 1/2" COPPER 32mm(1-1/4") DIA HOLE</p>	
 <p>8888.026 SLIP-ON 4" DIVERTER TUB SPOUT</p> <ul style="list-style-type: none"> • For 1/2" Copper Water Tube • Metal Construction 	<p>.002 Polished Chrome</p>	 <p>121mm (4-3/4") REF. 1/2" SPOUT NIPPLE 32mm(1-1/4") DIA HOLE</p>	