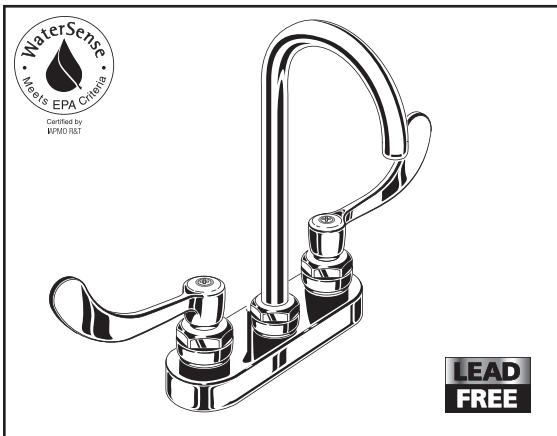


# American Standard MONTERREY® TWO-HANDLE CENTERSET LAVATORY FAUCET WITH LAMINAR FLOW IN BASE OF SPOUT

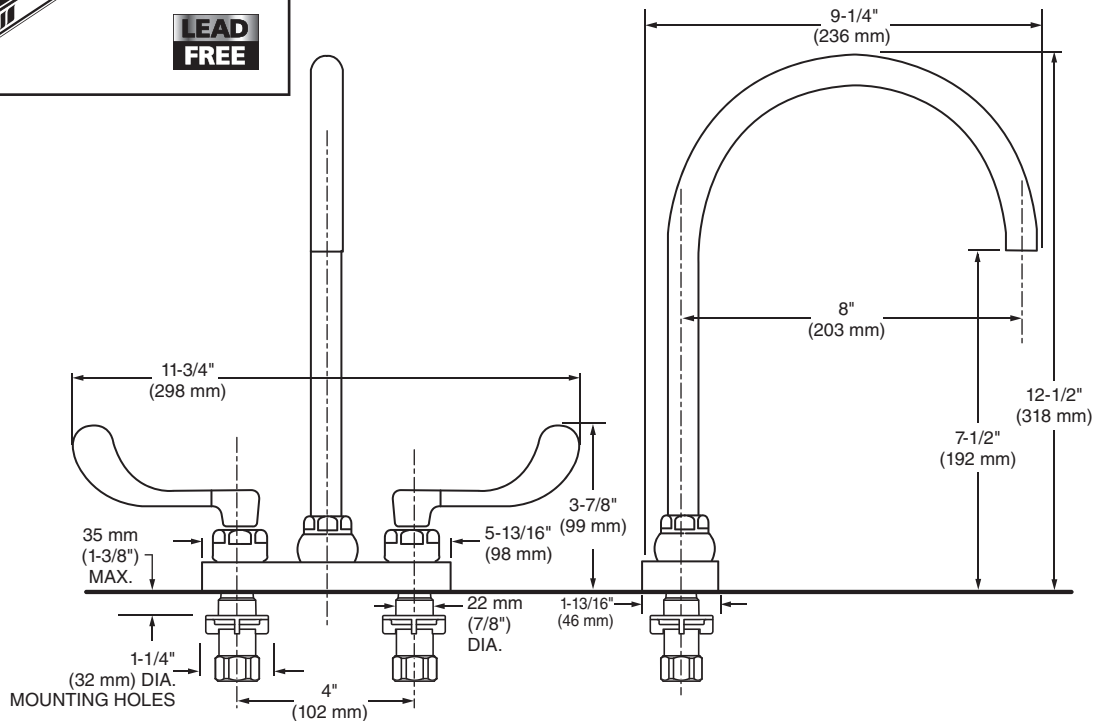
## RIGID/SWIVEL GOOSENECK SPOUT WITH 8" REACH



7500.188 Shown

### MODEL NUMBER:\*

- 7500.188 Centerset Lavatory**  
 1.5 gpm Pressure Compensating Laminar Flow device in base of spout. Plain spout end. Field-Convertible rigid/swivel gooseneck spout with 8" reach. Vandal-Resistant Wrist Blade handles. Less drain and pop-up hole.



### GENERAL DESCRIPTION:

Durable cast brass construction. 1/2" male threaded inlet shanks with shank nuts and brass coupling nuts. 1/4 turn ceramic disc valve cartridges. Field-Convertible rigid/swivel spout. Plain spout end. Vandal-Resistant Wrist Blade with blue & red color indexes. 1.5 gpm/5.7L/min. maximum flow rate.

### PRODUCT FEATURES:

**Laminar Flow Device in Base of Spout:** Prevents mix of air and water. Ideal for hospital applications.

**Plain Spout End:** Eliminates area for lime and debris to collect.

**Solid Brass Construction:** Durable - Excellent in high use applications. Ideal for prolonged contact with water.

**Ceramic Disc Valve Cartridge:** Assures a lifetime of drip-free performance.

**Field-Convertible Rigid/Swivel Spout:** Easily converted in the field.

**Low-Lead:** Faucet contains  $\leq 0.25\%$  total lead content by weighted average.

### SUGGESTED SPECIFICATION:

4" centerset lavatory faucet shall be cast brass construction with shank nuts and brass coupling nuts. Shall feature water-conserving 1.5 gpm/5.7L/min. pressure compensating laminar flow device in base of spout. Vandal-Resistant wrist blade handles. 1/4 turn washerless ceramic disc valve cartridges. Shall also feature field-convertible rigid/swivel spout with 8" reach and plain spout end. Fitting shall be American Standard Model # 7500.188.002.

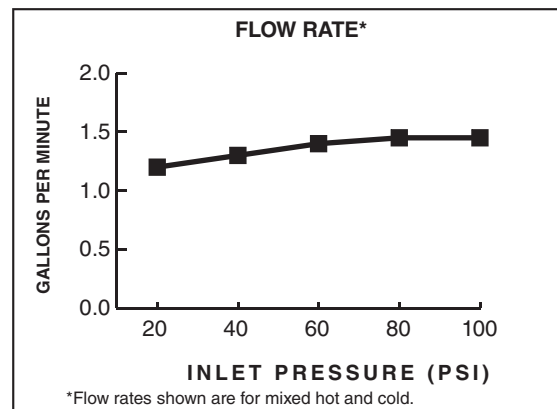


# MONTERREY® TWO-HANDLE CENTERSET LAVATORY FAUCET WITH LAMINAR FLOW IN BASE OF SPOUT RIGID/SWIVEL GOOSENECK SPOUT WITH 8" REACH

## CODES AND STANDARDS

These products meet or exceed the following codes and standards:

ANSI 117.1  
ASME A112.18.1  
CSA B 125  
NSF 372



Product Number	Description	Finish
		Polished Chrome
		002
7500.188	Centerset Lavatory with field-convertible rigid/swivel gooseneck spout with 8" reach. 1.5 gpm/5.7L/min pressure compensating laminar flow device in base of spout. Plain spout end. Vandal-Resistant Wrist Blade Handles. Less drain and pop-up hole.	

 MEETS THE AMERICANS WITH DISABILITIES ACT GUIDELINES  
AND ANSI A117.1 REQUIREMENTS FOR ACCESSIBLE AND  
USABLE BUILDING FACILITIES-CHECK LOCAL CODES