



# MOBILE APP

## 1. Download the App

- Go to the **app store** on your phone or tablet,
- Search for **Coburn Supply**, and download the most current version of **Coburn's Connect**,
- Or, Text **CSCAPP** to **80802**.




## 2. Log-in Information

- The username/ password you will use on the app is the same as what you use on the **Coburns.com** website.
- We encourage you to allow notifications for this app.
- If you need to register, click **Create Account**.

Please be sure to enter your Coburn's account number when filling out the registration form.

**This is important!**

It allows your Coburn's branch account to connect to your web account.



- If you are already registered and have forgotten your password, click **Reset Password**.

## 3. Update Your Profile Information and Opt-In for Text or Email Alerts

- After logging-in, click on **Menu** in the top left hand corner of the screen.



- Then click **Profile > Edit**

Add your cell phone number and any additional information.

**Alert Preferences >**

Turn on this feature so you can receive text messages and email alerts from Coburn Supply.



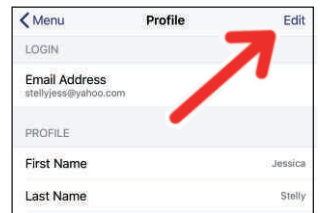
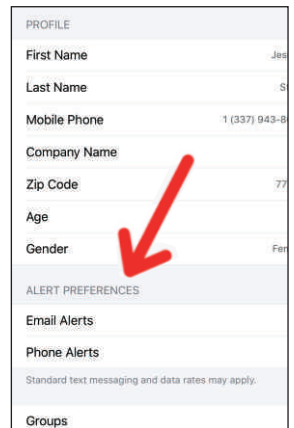
- Click on **DONE**.

## 4. Add Yourself to Groups

- Click on **Menu** or **☰** in the top left corner of the screen.
- Select **Profile**, then scroll down and choose **Groups**.

- You may add or remove yourself to any groups. Once you add yourself to a group, it will appear as a new tile on your app.

These group tiles may link to additional information such as warranty pages, specials in that department, etc.



## 5. Location Information

- If you allowed your device to use your location, then you will see a listing of Coburn's locations in order nearest to you.
- Click on your location for more information.



## 6. Search for Products

### Scan Product UPC Codes

- Some products can be accessed on the website by using this tile to scan the UPC code.
- Try scanning this code: It should open the page for product #74050090 on the Coburn's website.



### Search for Products

- Use the **Search for Product** tile to search for products by:
  - Coburn's product number.
  - Keywords.
  - Manufacturer part number.



### Shop by Department

- Narrow down your search by clicking through the catalog.



## 7. Shopping Cart & Order Template

- Once you find products, you may add them to your Order Template or Shopping Cart.



## 8. My Account

- If you entered your **Coburn's Account Number** when you registered, you will have access to your account information such as payment history, invoice summary, making payments on your account, etc.



## 9. Contact Us

- **Live Chat:** This will allow you to conduct a live chat with a Coburn's Representative during active business hours.
- **E-Mail:** This is a form that sends an email message to the Web Department.
- **Facebook:** A direct link that takes you to the main Coburn Supply Facebook page.



## 10. Resources & Links

- A collection of links that may be useful to our customers.



## 11. Specials

- Contains flyers with information about Coburn's product specials.



# Thanks for downloading Coburn's Mobile App!



Please document any issues or suggestions you may have regarding this app. Send your comments and questions about the app to [cobinfo@coburns.com](mailto:cobinfo@coburns.com).

